Berker Integro
Module inserts

Tiny – but virtually indispensable. The round function elements of the module inserts give every unit its unmistakable character. With their minimal dimensions and shallow installation depths, they are extremely versatile. The incredible depth of the product range means you have an excellent variety of functions available, and thus the optimal solution in each case.

01

	Page
SCHUKO socket outlets	22
SCHUKO socket outlets with "SNAP IN"	29
Socket outlets with earthing contact	38
Socket outlets with earthing pin	41
Socket outlets without earthing contact	44
Connecting devices 12 V	45
USB charging sockets	47
TV/multimedia	48
Rocker switch	54
Rocker push-button	58
Blind push-button	60
Reverse polarity push-button	60
Appliance switch	62
1 - 10 V control units	62
Accessories	63

Marked items are suitable for splash-protected IP44 installation when used in conjunction with the corresponding sealing set.

SCHUKO socket outlets

– for 4-hole screw fitting

SCHUKO socket outlets with plug-in terminals

– thermoplastic centre plates and bases
– contacts made of copper alloy

Marked items are only suitable for splash-protected IP44 flush-mounted installation when used in conjunction with sealing (order no. 9 1853), frame with hinged cover and imprint "IP44" and contact protection box.

SCHUKO socket outlet

▶ 210

- plug-in terminals

Rated voltage	250 V~
Rated current	16 A

Earth bracket clamping forces according to TNO requirements.
Standard NEN 1010
Connection terminals according to IEC 60884-1

Suitable for	Order no.	Page
Contact protection box Ø 45 mm	9 1820 ..	63
Contact protection box Ø 49 mm	9 188 ..	63
Contact protection box 2gang	9 191 ..	63
Contact protection box 3gang	9 1933	64
Optional		
Sealing for IP44 applications	9 1853	78
Frame with hinged cover and imprint "IP44"	8 1828 ..	77

Design	Order no.	PU
brown matt	**8 4778 25 01**	200
anthracite matt	**8 4778 25 05**	200
grey matt	**8 4778 25 06**	200
polar white matt	**8 4778 25 02**	200
brown matt	**9 4778 25 01**	10
anthracite matt	**9 4778 25 05**	10
grey matt	**9 4778 25 06**	10
polar white matt	**9 4778 25 02**	10
black matt	**9 4778 25 03**	10

SCHUKO socket outlet

▶ 210

- enhanced contact protection
- plug-in terminals

Rated voltage	250 V~
Rated current	16 A

Earth bracket clamping forces according to TNO requirements.
Standard NEN 1010
Connection terminals according to IEC 60884-1
Enhanced contact protection (child protection) according to IEC 60884-1

Suitable for	Order no.	Page
Contact protection box Ø 45 mm	9 1820 ..	63
Contact protection box Ø 49 mm	9 188 ..	63
Contact protection box 2gang	9 191 ..	63
Contact protection box 3gang	9 1933	64
Optional		
Sealing for IP44 applications	9 1853	78
Frame with hinged cover and imprint "IP44"	8 1828 ..	77

Design	Order no.	PU
brown matt	**8 4779 25 01**	200
anthracite matt	**8 4779 25 05**	200
grey matt	**8 4779 25 06**	200
polar white matt	**8 4779 25 02**	200
brown matt	**9 4779 25 01**	10
anthracite matt	**9 4779 25 05**	10
grey matt	**9 4779 25 06**	10
polar white matt	**9 4779 25 02**	10
black matt	**9 4779 25 03**	10

SCHUKO socket outlets with screw terminals

- thermoplastic centre plates
- duroplast base
- contacts made of copper alloy

Marked items are only suitable for splash-protected IP44 flush-mounted installation when used in conjunction with sealing (order no. 9 1853), frame with hinged cover and imprint "IP44" and contact protection box.

SCHUKO socket outlet

▶ 210

- screw terminals

Rated voltage	250 V~
Rated current	16 A

Connection terminals according to IEC 60884-1

Suitable for	Order no.	Page
Contact protection box Ø 45 mm	9 1820 ..	63
Contact protection box Ø 49 mm	9 188 ..	63
Contact protection box 2gang	9 191 ..	63
Contact protection box 3gang	9 1933	64
Optional		
Sealing for IP44 applications	9 1853	78
Frame with hinged cover and imprint "IP44"	8 1828 ..	77

Design	Order no.	PU
brown matt	**8 4185 25 01**	200
anthracite matt	**8 4185 25 05**	200
grey matt	**8 4185 25 06**	200
polar white matt	**8 4185 25 02**	200
black matt	**8 4185 05**	200
brown matt	**9 4185 25 01**	10
anthracite matt	**9 4185 25 05**	10
grey matt	**9 4185 25 06**	10
polar white matt	**9 4185 25 02**	10
black matt	**9 4185 05**	10

SCHUKO socket outlet

▶ 210

- enhanced contact protection
- screw terminals

Rated voltage	250 V~
Rated current	16 A

Connection terminals according to IEC 60884-1

Enhanced contact protection (child protection) according to IEC 60884-1

Suitable for	Order no.	Page
Contact protection box Ø 45 mm	9 1820 ..	63
Contact protection box Ø 49 mm	9 188 ..	63
Contact protection box 2gang	9 191 ..	63
Contact protection box 3gang	9 1933	64
Optional		
Sealing for IP44 applications	9 1853	78
Frame with hinged cover and imprint "IP44"	8 1828 ..	77

Design	Order no.	PU
brown matt	**8 4195 25 01**	200
anthracite matt	**8 4195 25 05**	200
grey matt	**8 4195 25 06**	200
polar white matt	**8 4195 25 02**	200
black matt	**8 4195 05**	200
brown matt	**9 4195 25 01**	10
anthracite matt	**9 4195 25 05**	10
grey matt	**9 4195 25 06**	10
polar white matt	**9 4195 25 02**	10
black matt	**9 4195 05**	10

SCHUKO socket outlet 45°

▶ 210

- screw terminals

– for diagonal installation

Rated voltage	250 V~
Rated current	16 A

Connection terminals according to IEC 60884-1

Suitable for	Order no.	Page
Contact protection box Ø 49 mm	9 188 ..	63
Contact protection box 2gang	9 191 ..	63
Contact protection box 3gang	9 1933	64
Contact protection box Ø 58 mm for terminal attachment	8 1837 ..	64
Optional		
Sealing for IP44 applications	9 1853	78
Frame with hinged cover and imprint "IP44"	8 1828 ..	77

Design	Order no.	PU
brown matt	**8 4185 25 21**	200
anthracite matt	**8 4185 25 25**	200
grey matt	**8 4185 25 26**	200
polar white matt	**8 4185 25 22**	200
black matt	**8 4185 25**	200
black matt	**9 4185 25**	10

SCHUKO socket outlets with insulation-piercing terminals

- New: Insulation-piercing terminals (IPT) for quick and easy connection with the joining tool, order no. 8 1726 25 81
- VDE approval
- Up to 2 flexible conductors with a cross section of 2.5 mm² can be connected for each IPT contact; wires do not have to be stripped in advance.
- Enables multiple socket outlets to be looped through without breaking the conductors.
- IPT contacts made from copper alloy, tin-plated
- thermoplastic centre plates and bases
- Base with snap-on safety cap

Marked items are only suitable for splash-protected IP44 flush-mounted installation when used in conjunction with sealing (order no. 9 1853 01) and frame with hinged cover and imprint "IP44".

New

SCHUKO socket outlet

▶ 212

- insulation-piercing terminals

Rated voltage	250 V~
Rated current	16 A
Conductor cross-section (flexible)	2.5 mm²

Earth bracket clamping forces according to TNO requirements.

Not suitable for contact protection boxes (cavity walls).

Connection terminals according to IEC 60884-1

Suitable for	Order no.	Page
Optional		
Sealing IP44 for socket outlets with insulation displacement contacts	9 1853 01	79
Frame with hinged cover and imprint "IP44"	8 1828 ..	77

Design	Order no.	PU
anthracite matt	★ **8 4800 25 05**	200
grey matt	★ **8 4800 25 06**	200
polar white matt	★ **8 4800 25 02**	200
black matt	★ **8 4800 25 08**	200
red matt	★ **8 4800 25 07**	200
green matt	★ **8 4800 25 03**	200
orange matt	★ **8 4800 25 04**	200

New

SCHUKO socket outlet

▶ 212

- enhanced contact protection
- insulation-piercing terminals

Rated voltage	250 V~
Rated current	16 A
Conductor cross-section (flexible)	2.5 mm²

Earth bracket clamping forces according to TNO requirements.

Not suitable for contact protection boxes (cavity walls).

Connection terminals according to IEC 60884-1

Enhanced contact protection (child protection) according to IEC 60884-1

Suitable for	Order no.	Page
Optional		
Sealing IP44 for socket outlets with insulation displacement contacts	9 1853 01	79
Frame with hinged cover and imprint "IP44"	8 1828 ..	77

Design	Order no.	PU
anthracite matt	★ **8 4801 25 05**	200
grey matt	★ **8 4801 25 06**	200
polar white matt	★ **8 4801 25 02**	200
black matt	★ **8 4801 25 08**	200
red matt	★ **8 4801 25 07**	200
green matt	★ **8 4801 25 03**	200
orange matt	★ **8 4801 25 04**	200

New

SCHUKO socket outlet with control LED

▶ 212

- insulation-piercing terminals
- with green control LED as function light

Rated voltage	250 V~
Rated current	16 A
LED current	1 mA
Conductor cross-section (flexible)	2.5 mm²

Earth bracket clamping forces according to TNO requirements.

Not suitable for contact protection boxes (cavity walls).

Connection terminals according to IEC 60884-1

Suitable for	Order no.	Page
Optional		
Frame with hinged cover and imprint "IP44"		upon request
Sealing IP44 for socket outlets with insulation displacement contacts	9 1853 01	79

Design	Order no.	PU
anthracite matt	★ **8 4800 25 15**	200
grey matt	★ **8 4800 25 16**	200
polar white matt	★ **8 4800 25 12**	200
black matt	★ **8 4800 25 18**	200
red matt	★ **8 4800 25 17**	200
green matt	★ **8 4800 25 13**	200
orange matt	★ **8 4800 25 14**	200

New

SCHUKO socket outlet with control LED

▶ 212

- enhanced contact protection
- insulation-piercing terminals

Rated voltage	250 V~
Rated current	16 A
LED current	1 mA
Conductor cross-section (flexible)	2.5 mm²

Earth bracket clamping forces according to TNO requirements.

Not suitable for contact protection boxes (cavity walls).

Connection terminals according to IEC 60884-1

Enhanced contact protection (child protection) according to IEC 60884-1

– with green control LED as function light

Suitable for	Order no.	Page
Optional		
Frame with hinged cover and imprint "IP44"		upon request
Sealing IP44 for socket outlets with insulation displacement contacts	9 1853 01	79

Design	Order no.	PU
anthracite matt	★ **8 4801 25 15**	200
grey matt	★ **8 4801 25 16**	200
polar white matt	★ **8 4801 25 12**	200
black matt	★ **8 4801 25 18**	200
red matt	★ **8 4801 25 17**	200
green matt	★ **8 4801 25 13**	200
orange matt	★ **8 4801 25 14**	200

New

SCHUKO socket outlet 45°

▶ 212

- insulation-piercing terminals

Rated voltage	250 V~
Rated current	16 A
Conductor cross-section (flexible)	2.5 mm²

Earth bracket clamping forces according to TNO requirements.

Not suitable for contact protection boxes (cavity walls).

Connection terminals according to IEC 60884-1

– for diagonal installation

Suitable for	Order no.	Page
Optional		
Sealing IP44 for socket outlets with insulation displacement contacts	9 1853 01	79
Frame with hinged cover and imprint "IP44"	8 1828 ..	77

Design	Order no.	PU
anthracite matt	★ **8 4850 25 05**	200
grey matt	★ **8 4850 25 06**	200
polar white matt	★ **8 4850 25 02**	200
black matt	★ **8 4850 25 08**	200
red matt	★ **8 4850 25 07**	200
green matt	★ **8 4850 25 03**	200
orange matt	★ **8 4850 25 04**	200

New

SCHUKO socket outlet 45°

▶ 212

- enhanced contact protection
- insulation-piercing terminals

Rated voltage	250 V~
Rated current	16 A
Conductor cross-section (flexible)	2.5 mm²

Earth bracket clamping forces according to TNO requirements.

Not suitable for contact protection boxes (cavity walls).

Connection terminals according to IEC 60884-1

Enhanced contact protection (child protection) according to IEC 60884-1

– for diagonal installation

Suitable for	Order no.	Page
Optional		
Sealing IP44 for socket outlets with insulation displacement contacts	9 1853 01	79
Frame with hinged cover and imprint "IP44"	8 1828 ..	77

Design	Order no.	PU
anthracite matt	★ **8 4851 25 05**	200
grey matt	★ **8 4851 25 06**	200
polar white matt	★ **8 4851 25 02**	200
black matt	★ **8 4851 25 08**	200
red matt	★ **8 4851 25 07**	200
green matt	★ **8 4851 25 03**	200
orange matt	★ **8 4851 25 04**	200

New

SCHUKO socket outlet 45° with control LED

▶ 212

- insulation-piercing terminals

Rated voltage	250 V~
Rated current	16 A
LED current	1 mA
Conductor cross-section (flexible)	2.5 mm²

Earth bracket clamping forces according to TNO requirements.

Not suitable for contact protection boxes (cavity walls).

Connection terminals according to IEC 60884-1

– with green control LED as function light
– for diagonal installation

Suitable for	Order no.	Page
Optional		
Frame with hinged cover and imprint "IP44"		upon request
Sealing IP44 for socket outlets with insulation displacement contacts	9 1853 01	79

Design	Order no.	PU
anthracite matt	★ **8 4850 25 15**	200
grey matt	★ **8 4850 25 16**	200
polar white matt	★ **8 4850 25 12**	200
black matt	★ **8 4850 25 18**	200
red matt	★ **8 4850 25 17**	200
green matt	★ **8 4850 25 13**	200
orange matt	★ **8 4850 25 14**	200

New

SCHUKO socket outlet 45° with control LED

▶ 212

- enhanced contact protection
- insulation-piercing terminals

Rated voltage	250 V~
Rated current	16 A
LED current	1 mA
Conductor cross-section (flexible)	2.5 mm²

Earth bracket clamping forces according to TNO requirements.

Not suitable for contact protection boxes (cavity walls).

Connection terminals according to IEC 60884-1

Enhanced contact protection (child protection) according to IEC 60884-1

- with green control LED as function light
- for diagonal installation

Suitable for Optional	Order no.	Page
Frame with hinged cover and imprint "IP44"		upon request
Sealing IP44 for socket outlets with insulation displacement contacts	9 1853 01	79

Design	Order no.	PU
anthracite matt	★ **8 4851 25 15**	200
grey matt	★ **8 4851 25 16**	200
polar white matt	★ **8 4851 25 12**	200
black matt	★ **8 4851 25 18**	200
red matt	★ **8 4851 25 17**	200
green matt	★ **8 4851 25 13**	200
orange matt	★ **8 4851 25 14**	200

New

Joining tool for Berker Integro socket outlets with IPT technology

▶ 212

Design	Order no.	PU
blue matt	★ **8 1726 25 81**	200
blue matt	★ **9 1726 25 81**	10

SCHUKO socket outlets with "SNAP IN"

- for catch fixing

SCHUKO socket outlets with "SNAP IN" and plug-in terminals

- thermoplastic centre plates and bases
- contacts made of copper alloy

Marked items are only suitable for splash-protected IP44 flush-mounted installation when used in conjunction with corresponding frame with hinged cover and imprint "IP44".

Assembly instructions for IP44 socket outlets with SNAP IN and plug-in terminals

Not suitable for contact protection boxes!

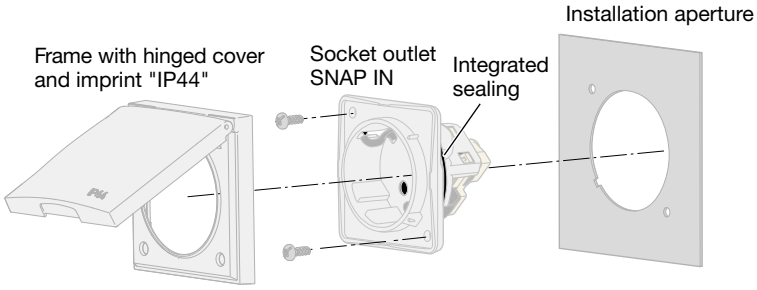

Attention!
Only upon compliance with the assembly instructions the degree of protection IP44 is guaranteed.

SCHUKO socket outlet 45°, SNAP IN

▶ 210

- plug-in terminals
- with distance sealing ring
- for diagonal installation

Rated voltage	250 V~
Rated current	16 A

Earth bracket clamping forces according to TNO requirements.
Not suitable for contact protection boxes (cavity walls).
Standard NEN 1010
Connection terminals according to IEC 60884-1

Suitable for	Order no.	Page
Optional		
Frame with hinged cover and imprint "IP44"	8 1828 ..	77

Design	Order no.	PU
for installation wall thickness 1 mm (± 0.1 mm)		
anthracite matt	**8 4733 25 05**	200
grey matt	**8 4733 25 06**	200
for installation wall thickness 1.8 mm (± 0.2 mm)		
grey matt	**8 4787 25 06**	200

SCHUKO socket outlet 45°, SNAP IN

▶ 210

- enhanced contact protection
- plug-in terminals

- with distance sealing ring
- for diagonal installation

Suitable for	Order no.	Page
Optional		
Frame with hinged cover and imprint "IP44"	8 1828 ..	77

Rated voltage	250 V~
Rated current	16 A

Earth bracket clamping forces according to TNO requirements.
Not suitable for contact protection boxes (cavity walls).
Standard NEN 1010
Connection terminals according to IEC 60884-1
Enhanced contact protection (child protection) according to IEC 60884-1

Design	Order no.	PU
for installation wall thickness 1.8 mm (± 0.2 mm)		
grey matt	**8 4788 25 06**	200
for installation wall thickness 2.8 mm (± 0.2 mm)		
grey matt	**8 4731 25 06**	200

SCHUKO socket outlet 45° with control LED, SNAP IN

▶ 210

- enhanced contact protection
- plug-in terminals

- with green control LED as function light
- with distance sealing ring
- for diagonal installation

Suitable for	Order no.	Page
Optional		
Frame with hinged cover and imprint "IP44"		upon request

Operating voltage	250 V~
Rated current	16 A
LED current	1 mA
Installation wall thickness	2 mm

Earth bracket clamping forces according to TNO requirements.
Not suitable for contact protection boxes (cavity walls).
Standard NEN 1010
Connection terminals according to IEC 60884-1
Enhanced contact protection (child protection) according to IEC 60884-1

Design	Order no.	PU
for installation wall thickness 2 mm (± 0.2 mm)		
anthracite matt	**9 4713 25 05**	200
grey matt	**9 4713 25 06**	200
polar white matt	**9 4713 25 02**	200
red matt	**9 4713 25 76**	200
green matt	**9 4713 25 03**	200
orange matt	**9 4713 25 04**	200

SCHUKO socket outlets with "SNAP IN" and screw terminals

- thermoplastic centre plates
- duroplast base
- contacts made of copper alloy

Marked items are only suitable for splash-protected IP44 flush-mounted installation when used in conjunction with corresponding frame with hinged cover and imprint "IP44".

Assembly instructions for IP44 socket outlets with SNAP IN and screw terminals

Not suitable for contact protection boxes!

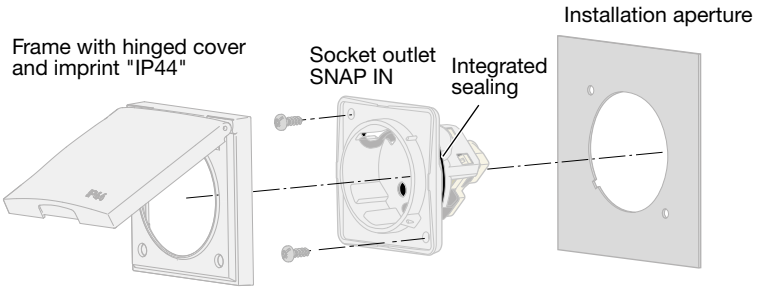

Attention!
Only upon compliance with the assembly instructions the degree of protection IP44 is guaranteed.

SCHUKO socket outlet 45°, SNAP IN

▶ 210

- screw terminals

- with distance sealing ring
- for diagonal installation

Suitable for	Order no.	Page
Optional		
Frame with hinged cover and imprint "IP44"	8 1828 ..	77

Rated voltage 250 V~
Rated current 16 A

Not suitable for contact protection boxes (cavity walls).
Connection terminals according to IEC 60884-1

Design	Order no.	PU
for installation wall thickness 1 mm (± 0.1 mm)		
grey matt	**8 4104 25 06**	200

SCHUKO socket outlet 45°, SNAP IN

▶ 210

- enhanced contact protection
- screw terminals

- with distance sealing ring
- for diagonal installation

Suitable for	Order no.	Page
Optional		
Frame with hinged cover and imprint "IP44"	8 1828 ..	77

Rated voltage 250 V~
Rated current 16 A

Not suitable for contact protection boxes (cavity walls).
Connection terminals according to IEC 60884-1
Enhanced contact protection (child protection) according to IEC 60884-1

Design	Order no.	PU
for installation wall thickness 1.8 mm (± 0.2 mm)		
grey matt	**8 4140 25 06**	200

SCHUKO socket outlets with "SNAP IN" and insulation-piercing terminals

- New: Insulation-piercing terminals (IPT) for quick and easy connection with the joining tool, order no. 8 1726 25 81
- VDE approval
- Up to 2 flexible conductors with a cross section of 2.5 mm² can be connected for each IPT contact; wires do not have to be stripped in advance.
- Enables multiple socket outlets to be looped through without breaking the conductors.
- IPT contacts made from copper alloy, tin-plated
- thermoplastic centre plates and bases
- Base with snap-on safety cap

Marked items are only suitable for splash-protected IP44 flush-mounted installation when used in conjunction with corresponding frame with hinged cover and imprint "IP44".

Assembly instructions for IP44 socket outlets with SNAP IN and insulation-piercing terminals

Not suitable for contact protection boxes!

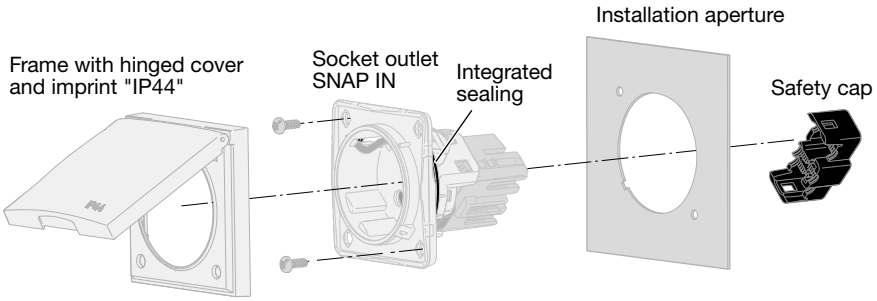

Attention!
Only upon compliance with the assembly instructions the degree of protection IP44 is guaranteed.

New

SCHUKO socket outlet, SNAP IN

▶ 212

- insulation-piercing terminals

Rated voltage	250 V~
Rated current	16 A
Conductor cross-section (flexible)	2.5 mm²

Earth bracket clamping forces according to TNO requirements.
Not suitable for contact protection boxes (cavity walls).
Connection terminals according to IEC 60884-1

- with distance sealing ring

Suitable for	Order no.	Page
Optional		
Frame with hinged cover and imprint "IP44"	8 1828 ..	77

Design	Order no.	PU
for installation wall thickness 1 mm (± 0.1 mm)		
anthracite matt	★ **8 4810 25 05**	200
grey matt	★ **8 4810 25 06**	200
polar white matt	★ **8 4810 25 02**	200
black matt	★ **8 4810 25 08**	200
red matt	★ **8 4810 25 07**	200
green matt	★ **8 4810 25 03**	200
orange matt	★ **8 4810 25 04**	200
for installation wall thickness 2 mm (+0.1/-0.3 mm)		
anthracite matt	★ **8 4820 25 05**	200
grey matt	★ **8 4820 25 06**	200
polar white matt	★ **8 4820 25 02**	200
black matt	★ **8 4820 25 08**	200
red matt	★ **8 4820 25 07**	200
green matt	★ **8 4820 25 03**	200
orange matt	★ **8 4820 25 04**	200

Design	Order no.	PU
for installation wall thickness 3 mm (+0.1/-0.3 mm)		
anthracite matt	★ **8 4830 25 05**	200
grey matt	★ **8 4830 25 06**	200
polar white matt	★ **8 4830 25 02**	200
black matt	★ **8 4830 25 08**	200
red matt	★ **8 4830 25 07**	200
green matt	★ **8 4830 25 03**	200
orange matt	★ **8 4830 25 04**	200

New

SCHUKO socket outlet, SNAP IN

▶ 212

- enhanced contact protection
- insulation-piercing terminals

Rated voltage	250 V~
Rated current	16 A
Conductor cross-section (flexible)	2.5 mm²

Earth bracket clamping forces according to TNO requirements.

Not suitable for contact protection boxes (cavity walls).

Connection terminals according to IEC 60884-1

Enhanced contact protection (child protection) according to IEC 60884-1

– with distance sealing ring

Suitable for	Order no.	Page
Optional		
Frame with hinged cover and imprint "IP44"	8 1828 ..	77

Design	Order no.	PU
for installation wall thickness 1 mm (± 0.1 mm)		
anthracite matt	★ **8 4811 25 05**	200
grey matt	★ **8 4811 25 06**	200
polar white matt	★ **8 4811 25 02**	200
black matt	★ **8 4811 25 08**	200
red matt	★ **8 4811 25 07**	200
green matt	★ **8 4811 25 03**	200
orange matt	★ **8 4811 25 04**	200
for installation wall thickness 2 mm (+0.1/-0.3 mm)		
anthracite matt	★ **8 4821 25 05**	200
grey matt	★ **8 4821 25 06**	200
polar white matt	★ **8 4821 25 02**	200
black matt	★ **8 4821 25 08**	200
red matt	★ **8 4821 25 07**	200
green matt	★ **8 4821 25 03**	200
orange matt	★ **8 4821 25 04**	200
for installation wall thickness 3 mm (+0.1/-0.3 mm)		
anthracite matt	★ **8 4831 25 05**	200
grey matt	★ **8 4831 25 06**	200
polar white matt	★ **8 4831 25 02**	200
black matt	★ **8 4831 25 08**	200
red matt	★ **8 4831 25 07**	200
green matt	★ **8 4831 25 03**	200
orange matt	★ **8 4831 25 04**	200

New

SCHUKO socket outlet with control LED, SNAP IN

▶ 212

- insulation-piercing terminals

Rated voltage	250 V~
Rated current	16 A
LED current	1 mA
Conductor cross-section (flexible)	2.5 mm²

Earth bracket clamping forces according to TNO requirements.
Not suitable for contact protection boxes (cavity walls).
Connection terminals according to IEC 60884-1

- with green control LED as function light
- with distance sealing ring

Suitable for	Order no.	Page
Optional		
Frame with hinged cover and imprint "IP44"		upon request

Design	Order no.	PU
for installation wall thickness 1 mm (± 0.1 mm)		
anthracite matt	★ **8 4810 25 15**	200
polar white matt	★ **8 4810 25 12**	200
red matt	★ **8 4810 25 17**	200
green matt	★ **8 4810 25 13**	200
orange matt	★ **8 4810 25 14**	200
for installation wall thickness 2 mm (+0.1/-0.3 mm)		
anthracite matt	★ **8 4820 25 15**	200
polar white matt	★ **8 4820 25 12**	200
red matt	★ **8 4820 25 17**	200
green matt	★ **8 4820 25 13**	200
orange matt	★ **8 4820 25 14**	200
for installation wall thickness 3 mm (+0.1/-0.3 mm)		
anthracite matt	★ **8 4830 25 15**	200
polar white matt	★ **8 4830 25 12**	200
red matt	★ **8 4830 25 17**	200
green matt	★ **8 4830 25 13**	200
orange matt	★ **8 4830 25 14**	200

New

SCHUKO socket outlet with control LED, SNAP IN

▶ 212

- enhanced contact protection
- insulation-piercing terminals

Rated voltage	250 V~
Rated current	16 A
LED current	1 mA
Conductor cross-section (flexible)	2.5 mm²

Earth bracket clamping forces according to TNO requirements.
Not suitable for contact protection boxes (cavity walls).
Connection terminals according to IEC 60884-1
Enhanced contact protection (child protection) according to IEC 60884-1

- with green control LED as function light
- with distance sealing ring

Suitable for	Order no.	Page
Optional		
Frame with hinged cover and imprint "IP44"		upon request

Design	Order no.	PU
for installation wall thickness 1 mm (± 0.1 mm)		
anthracite matt	★ **8 4811 25 15**	200
polar white matt	★ **8 4811 25 12**	200
red matt	★ **8 4811 25 17**	200
green matt	★ **8 4811 25 13**	200
orange matt	★ **8 4811 25 14**	200
for installation wall thickness 2 mm (+0.1/-0.3 mm)		
anthracite matt	★ **8 4821 25 15**	200
polar white matt	★ **8 4821 25 12**	200
red matt	★ **8 4821 25 17**	200
green matt	★ **8 4821 25 13**	200
orange matt	★ **8 4821 25 14**	200

Design	Order no.	PU
for installation wall thickness 3 mm (+0.1/-0.3 mm)		
anthracite matt	★ **8 4831 25 15**	200
polar white matt	★ **8 4831 25 12**	200
red matt	★ **8 4831 25 17**	200
green matt	★ **8 4831 25 13**	200
orange matt	★ **8 4831 25 14**	200

New

SCHUKO socket outlet 45°, SNAP IN

▶ 212

- insulation-piercing terminals

Rated voltage	250 V~
Rated current	16 A
Conductor cross-section (flexible)	2.5 mm²

Earth bracket clamping forces according to TNO requirements.
Not suitable for contact protection boxes (cavity walls).
Connection terminals according to IEC 60884-1

- with distance sealing ring
- for diagonal installation

Suitable for	Order no.	Page
Optional		
Frame with hinged cover and imprint "IP44"	8 1828 ..	77

Design	Order no.	PU
for installation wall thickness 1 mm (± 0.1 mm)		
anthracite matt	★ **8 4860 25 05**	200
grey matt	★ **8 4860 25 06**	200
polar white matt	★ **8 4860 25 02**	200
black matt	★ **8 4860 25 08**	200
red matt	★ **8 4860 25 07**	200
green matt	★ **8 4860 25 03**	200
orange matt	★ **8 4860 25 04**	200
for installation wall thickness 2 mm (+0.1/-0.3 mm)		
anthracite matt	★ **8 4870 25 05**	200
grey matt	★ **8 4870 25 06**	200
polar white matt	★ **8 4870 25 02**	200
black matt	★ **8 4870 25 08**	200
red matt	★ **8 4870 25 07**	200
green matt	★ **8 4870 25 03**	200
orange matt	★ **8 4870 25 04**	200
for installation wall thickness 3 mm (+0.1/-0.3 mm)		
anthracite matt	★ **8 4880 25 05**	200
grey matt	★ **8 4880 25 06**	200
polar white matt	★ **8 4880 25 02**	200
black matt	★ **8 4880 25 08**	200
red matt	★ **8 4880 25 07**	200
green matt	★ **8 4880 25 03**	200
orange matt	★ **8 4880 25 04**	200

New

SCHUKO socket outlet 45°, SNAP IN

▶ 212

- enhanced contact protection
- insulation-piercing terminals

- with distance sealing ring
- for diagonal installation

Suitable for	Order no.	Page
Optional		
Frame with hinged cover and imprint "IP44"	8 1828 ..	77

Rated voltage	250 V~
Rated current	16 A
Conductor cross-section (flexible)	2.5 mm²

Earth bracket clamping forces according to TNO requirements.

Not suitable for contact protection boxes (cavity walls).

Connection terminals according to IEC 60884-1

Enhanced contact protection (child protection) according to IEC 60884-1

Design	Order no.	PU
for installation wall thickness 1 mm (± 0.1 mm)		
anthracite matt	★ **8 4861 25 05**	200
grey matt	★ **8 4861 25 06**	200
polar white matt	★ **8 4861 25 02**	200
black matt	★ **8 4861 25 08**	200
red matt	★ **8 4861 25 07**	200
green matt	★ **8 4861 25 03**	200
orange matt	★ **8 4861 25 04**	200
for installation wall thickness 2 mm (+0.1/-0.3 mm)		
anthracite matt	★ **8 4871 25 05**	200
grey matt	★ **8 4871 25 06**	200
polar white matt	★ **8 4871 25 02**	200
black matt	★ **8 4871 25 08**	200
red matt	★ **8 4871 25 07**	200
green matt	★ **8 4871 25 03**	200
orange matt	★ **8 4871 25 04**	200
for installation wall thickness 3 mm (+0.1/-0.3 mm)		
anthracite matt	★ **8 4881 25 05**	200
grey matt	★ **8 4881 25 06**	200
polar white matt	★ **8 4881 25 02**	200
black matt	★ **8 4881 25 08**	200
red matt	★ **8 4881 25 07**	200
green matt	★ **8 4881 25 03**	200
orange matt	★ **8 4881 25 04**	200

New

SCHUKO socket outlet 45° with control LED, SNAP IN

▶ 212

- insulation-piercing terminals

- with green control LED as function light
- with distance sealing ring
- for diagonal installation

Suitable for	Order no.	Page
Optional		
Frame with hinged cover and imprint "IP44"		upon request

Rated voltage	250 V~
Rated current	16 A
LED current	1 mA
Conductor cross-section (flexible)	2.5 mm²

Earth bracket clamping forces according to TNO requirements.

Not suitable for contact protection boxes (cavity walls).

Connection terminals according to IEC 60884-1

Design	Order no.	PU
for installation wall thickness 1 mm (± 0.1 mm)		
anthracite matt	★ **8 4860 25 15**	200
polar white matt	★ **8 4860 25 12**	200
red matt	★ **8 4860 25 17**	200
green matt	★ **8 4860 25 13**	200
orange matt	★ **8 4860 25 14**	200

for installation wall thickness 2 mm (+0.1/-0.3 mm)		
anthracite matt	★ **8 4870 25 15**	200
polar white matt	★ **8 4870 25 12**	200
red matt	★ **8 4870 25 17**	200
green matt	★ **8 4870 25 13**	200
orange matt	★ **8 4870 25 14**	200
for installation wall thickness 3 mm (+0.1/-0.3 mm)		
anthracite matt	★ **8 4880 25 15**	200
polar white matt	★ **8 4880 25 12**	200
red matt	★ **8 4880 25 17**	200
green matt	★ **8 4880 25 13**	200
orange matt	★ **8 4880 25 14**	200

New

SCHUKO socket outlet 45° with control LED, SNAP IN

▶ 212

- enhanced contact protection
- insulation-piercing terminals

Rated voltage	250 V~
Rated current	16 A
LED current	1 mA
Conductor cross-section (flexible)	2.5 mm²

Earth bracket clamping forces according to TNO requirements.

Not suitable for contact protection boxes (cavity walls).

Connection terminals according to IEC 60884-1

Enhanced contact protection (child protection) according to IEC 60884-1

- with green control LED as function light
- with distance sealing ring
- for diagonal installation

Suitable for	Order no.	Page
Optional		
Frame with hinged cover and imprint "IP44"		upon request

Design	Order no.	PU
for installation wall thickness 1 mm (± 0.1 mm)		
anthracite matt	★ **8 4861 25 15**	200
polar white matt	★ **8 4861 25 12**	200
red matt	★ **8 4861 25 17**	200
green matt	★ **8 4861 25 13**	200
orange matt	★ **8 4861 25 14**	200
for installation wall thickness 2 mm (+0.1/-0.3 mm)		
anthracite matt	★ **8 4871 25 15**	200
polar white matt	★ **8 4871 25 12**	200
red matt	★ **8 4871 25 17**	200
green matt	★ **8 4871 25 13**	200
orange matt	★ **8 4871 25 14**	200
for installation wall thickness 3 mm (+0.1/-0.3 mm)		
anthracite matt	★ **8 4881 25 15**	200
polar white matt	★ **8 4881 25 12**	200
red matt	★ **8 4881 25 17**	200
green matt	★ **8 4881 25 13**	200
orange matt	★ **8 4881 25 14**	200

Socket outlets with earthing contact

NEMA-socket outlets

Socket outlet with earthing contact USA/CANADA NEMA 5-15 R

▶ 210

- screw terminals

– 2pole + earth

Rated voltage 125 V~
Rated current 15 A

Suitable for	Order no.	Page
Contact protection box Ø 45 mm	9 1820 ..	63
Contact protection box Ø 49 mm	9 188 ..	63
Contact protection box 2gang	9 191 ..	63
Contact protection box 3gang	9 1933	64

Connecting terminals only suitable for wiring with massive conductors.
Insert, UL-certified: E140596
Standard NEMA 5-15 R

Design	Order no.	PU
brown matt, insert brown	**8 6263 25 01**	200
polar white matt, insert white	**8 6263 25 02**	200
black matt, insert black	**8 6263 25 13**	200
brown matt, insert brown	**9 6263 25 01**	10
polar white matt, insert white	**9 6263 25 02**	10
black matt, insert black	**9 6263 25 13**	10

Socket outlet with earthing contact USA/CANADA NEMA 6-20 R

▶ 210

- screw terminals

– 2pole + earth

Rated voltage 250 V~
Rated current 20 A

Suitable for	Order no.	Page
Contact protection box Ø 45 mm	9 1820 ..	63
Contact protection box Ø 49 mm	9 188 ..	63
Contact protection box 2gang	9 191 ..	63
Contact protection box 3gang	9 1933	64

Connecting terminals only suitable for wiring with massive conductors.
Insert, UL-certified: E140596
Standard NEMA 6-20 R

Design	Order no.	PU
brown matt, insert brown	**8 6254 25 01**	200
anthracite matt, insert brown	**8 6254 25 05**	200
grey glossy, insert white	**8 6254 25 07**	200
polar white glossy, insert white	**8 6254 25 09**	200
black glossy, insert brown	**8 6254 25 10**	200
brown matt, insert brown	**9 6254 25 01**	10
grey glossy, insert white	**9 6254 25 07**	10
polar white glossy, insert white	**9 6254 25 09**	10
black glossy, insert brown	**9 6254 25 10**	10

Australian socket outlets

Socket outlet with earthing contact AUSTRALIA 10 A

▶ 210

- screw terminals

– 2pole + earth

Rated voltage 250 V~
Rated current 10 A

Suitable for	Order no.	Page
Contact protection box Ø 45 mm	9 1820 ..	63
Contact protection box Ø 49 mm	9 188 ..	63
Contact protection box 2gang	9 191 ..	63
Contact protection box 3gang	9 1933	64

Design	Order no.	PU
brown matt, insert black	**9 6258 25 01**	10
anthracite matt, insert black	**9 6258 25 05**	10
grey matt, insert black	**9 6258 25 06**	10
polar white matt, insert white	**9 6258 25 02**	10
black matt, insert black	**9 6258 05**	10

Socket outlet with earthing contact AUSTRALIA 15 A

▶ 210

- screw terminals

– 2pole + earth

Rated voltage 250 V~
Rated current 15 A

Suitable for	Order no.	Page
Contact protection box Ø 45 mm	9 1820 ..	63
Contact protection box Ø 49 mm	9 188 ..	63
Contact protection box 2gang	9 191 ..	63
Contact protection box 3gang	9 1933	64

Design	Order no.	PU
brown matt, insert black	**9 6256 25 01**	10
anthracite matt, insert black	**9 6256 25 05**	10
grey matt, insert black	**9 6256 25 06**	10
polar white matt, insert white	**9 6256 25 02**	10
black matt, insert black	**9 6256 05**	10

Danish socket outlets

Socket outlet with earthing contact DENMARK

▶ 210

- enhanced contact protection
- screw terminals

– 2pole + earth

Rated voltage 250 V~
Rated current 13 A

Standard DS 60884-2-D1:2011
Connection terminals according to IEC 60884-1
Enhanced contact protection (child protection) according to IEC 60884-1

Suitable for	Order no.	Page
Contact protection box Ø 45 mm	9 1820 ..	63
Contact protection box Ø 49 mm	9 188 ..	63
Contact protection box 2gang	9 191 ..	63
Contact protection box 3gang	9 1933	64

Design	Order no.	PU
black matt	**8 6272 05**	200
anthracite matt	**9 6272 25 05**	10
grey matt	**9 6272 25 06**	10
polar white matt	**9 6272 25 02**	10
black matt	**9 6272 05**	10

Italian socket outlets

Socket outlet with earthing contact ITALY

▶ 210

- enhanced contact protection
- screw terminals

– 2pole + earth

Rated voltage 250 V~
Rated current 16 A

Not suitable for fixing clamping ring!
Enhanced contact protection (child protection) according to IEC 60884-1

Suitable for	Order no.	Page
Contact protection box Ø 49 mm	9 188 ..	63
Contact protection box 2gang	9 1915 0 ..	63
Contact protection box 3gang	9 1933	64

Design	Order no.	PU
anthracite matt, insert black	**9 6251 25 05**	10
polar white matt, insert white	**9 6251 25 02**	10
black matt, insert black	**9 6251 25 03**	10

Swiss socket outlets

Socket outlet with earthing contact SWITZERLAND type 13

▶ 210

- screw terminals

– 2pole + earth

Suitable for	Order no.	Page
Contact protection box Ø 49 mm	9 188 ..	63
Contact protection box 2gang	9 1915 0 ..	63
Contact protection box 3gang	9 1933	64

Rated voltage 250 V~
Rated current 10 A

Not suitable for fixing clamping ring!
Connection terminals according to IEC 60884-1

Design	Order no.	PU
brown matt	**8 6249 25 01**	200
anthracite matt	**8 6249 25 05**	200
polar white matt	**8 6249 25 02**	200
black matt	**8 6249 05**	200
brown matt	**9 6249 25 01**	10
anthracite matt	**9 6249 25 05**	10
grey matt	**9 6249 25 06**	10
polar white matt	**9 6249 25 02**	10
black matt	**9 6249 05**	10

Socket outlet with earthing contact SWITZERLAND type 23

▶ 210

- screw terminals

– 2pole + earth

Suitable for	Order no.	Page
Contact protection box Ø 49 mm	9 188 ..	63
Contact protection box 2gang	9 1915 0 ..	63
Contact protection box 3gang	9 1933	64

Rated voltage 250 V~
Rated current 16 A

Not suitable for fixing clamping ring!
Connection terminals according to IEC 60884-1

Design	Order no.	PU
brown matt	**9 6259 25 01**	10
anthracite matt	**9 6259 25 05**	10
grey matt	**9 6259 25 06**	10
polar white matt	**9 6259 25 02**	10
black matt	**9 6259 25 03**	10

British Standard socket outlets

Socket outlet with earthing contact BRITISH STANDARD

▶ 210

- enhanced contact protection
- screw terminals

– 2pole + earth

Suitable for	Order no.	Page
Contact protection box Ø 45 mm	9 1820 ..	63
Contact protection box Ø 49 mm	9 188 ..	63
Contact protection box 2gang	9 191 ..	63
Contact protection box 3gang	9 1933	64

Rated voltage 250 V~
Rated current 13 A

Standard BS 1363

Design	Order no.	PU
anthracite matt	**8 6262 25 05**	200
grey matt	**8 6262 25 06**	200
polar white matt	**8 6262 25 02**	200
black matt	**8 6262 05**	200
brown matt	**9 6262 25 01**	10
anthracite matt	**9 6262 25 05**	10
grey matt	**9 6262 25 06**	10
polar white matt	**9 6262 25 02**	10
black matt	**9 6262 05**	10

Socket outlets with earthing pin

– for 4-hole screw fitting

Socket outlets with earthing pin and screw terminals

Marked items are only suitable for splash-protected IP44 flush-mounted installation when used in conjunction with sealing (order no. 9 1853), frame with hinged cover and imprint "IP44" and contact protection box.

Socket outlet with earthing pin ▶ 210

- screw terminals

– 2pole + earth

Suitable for	Order no.	Page
Contact protection box Ø 45 mm	9 1820 ..	63
Contact protection box Ø 49 mm	9 188 ..	63
Contact protection box 2gang	9 191 ..	63
Contact protection box 3gang	9 1933	64
Optional		
Sealing for IP44 applications	9 1853	78
Frame with hinged cover and imprint "IP44"	8 1828 ..	77

Rated voltage 250 V~
Rated current 16 A

Connection terminals according to IEC 60884-1

Design	Order no.	PU
brown matt	**8 6185 25 01**	200
anthracite matt	**8 6185 25 05**	200
polar white matt	**8 6185 25 02**	200
black matt	**8 6185 05**	200
brown matt	**9 6185 25 01**	10
anthracite matt	**9 6185 25 05**	10
grey matt	**9 6185 25 06**	10
polar white matt	**9 6185 25 02**	10
black matt	**9 6185 05**	10

Socket outlet with earthing pin ▶ 210

- enhanced contact protection
- screw terminals

– 2pole + earth

Suitable for	Order no.	Page
Contact protection box Ø 45 mm	9 1820 ..	63
Contact protection box Ø 49 mm	9 188 ..	63
Contact protection box 2gang	9 191 ..	63
Contact protection box 3gang	9 1933	64
Optional		
Sealing for IP44 applications	9 1853	78
Frame with hinged cover and imprint "IP44"	8 1828 ..	77

Rated voltage 250 V~
Rated current 16 A

Connection terminals according to IEC 60884-1
Enhanced contact protection (child protection) according to IEC 60884-1

Design	Order no.	PU
anthracite matt	**8 6195 25 05**	200
grey matt	**8 6195 25 06**	200
polar white matt	**8 6195 25 02**	200
black matt	**8 6195 05**	200
brown matt	**9 6195 25 01**	10
anthracite matt	**9 6195 25 05**	10
grey matt	**9 6195 25 06**	10
polar white matt	**9 6195 25 02**	10
black matt	**9 6195 05**	10

Socket outlets with earthing pin and insulation-piercing terminals

- New: Insulation-piercing terminals (IPT) for quick and easy connection with the joining tool, order no. 8 1726 25 81
- VDE approval
- Up to 2 flexible conductors with a cross section of 2.5 mm² can be connected for each IPT contact; wires do not have to be stripped in advance.
- Enables multiple socket outlets to be looped through without breaking the conductors.
- IPT contacts made from copper alloy, tin-plated
- thermoplastic centre plates and bases
- Base with snap-on safety cap

Marked items are only suitable for splash-protected IP44 flush-mounted installation when used in conjunction with sealing (order no. 9 1853 01) and frame with hinged cover and imprint "IP44".

New

Socket outlet with earthing pin

▶ 212

- enhanced contact protection
- insulation-piercing terminals

Rated voltage	250 V~
Rated current	16 A
Conductor cross-section (flexible)	2.5 mm²

Earth bracket clamping forces according to TNO requirements.

Not suitable for contact protection boxes (cavity walls).

Connection terminals according to IEC 60884-1

Enhanced contact protection (child protection) according to IEC 60884-1

- 2pole + earth

Suitable for Optional	Order no.	Page
Sealing IP44 for socket outlets with insulation displacement contacts	9 1853 01	79
Frame with hinged cover and imprint "IP44"	8 1828 ..	77

Design	Order no.	PU
anthracite matt	★ **8 6301 25 05**	200
polar white matt	★ **8 6301 25 02**	200
red matt	★ **8 6301 25 07**	200
green matt	★ **8 6301 25 03**	200
orange matt	★ **8 6301 25 04**	200

New

Socket outlet with earthing pin and control LED

▶ 212

- enhanced contact protection
- insulation-piercing terminals

Rated voltage	250 V~
Rated current	16 A
LED current	1 mA
Conductor cross-section (flexible)	2.5 mm²

Earth bracket clamping forces according to TNO requirements.

Not suitable for contact protection boxes (cavity walls).

Connection terminals according to IEC 60884-1

Enhanced contact protection (child protection) according to IEC 60884-1

- with green control LED as function light
- 2pole + earth

Suitable for Optional	Order no.	Page
Frame with hinged cover and imprint "IP44"		upon request
Sealing IP44 for socket outlets with insulation displacement contacts	9 1853 01	79

Design	Order no.	PU
anthracite matt	★ **8 6301 25 15**	200
grey matt	★ **8 6301 25 16**	200
polar white matt	★ **8 6301 25 12**	200
black matt	★ **8 6301 25 18**	200
red matt	★ **8 6301 25 17**	200
green matt	★ **8 6301 25 13**	200
orange matt	★ **8 6301 25 14**	200

New

Socket outlet with earthing pin 45°

▶ 212

- enhanced contact protection
- insulation-piercing terminals

- for diagonal installation
- 2pole + earth

Rated voltage	250 V~
Rated current	16 A
Conductor cross-section (flexible)	2.5 mm²

Suitable for	Order no.	Page
Optional		
Sealing IP44 for socket outlets with insulation displacement contacts	9 1853 01	79
Frame with hinged cover and imprint "IP44"	8 1828 ..	77

Earth bracket clamping forces according to TNO requirements.

Not suitable for contact protection boxes (cavity walls).

Connection terminals according to IEC 60884-1

Enhanced contact protection (child protection) according to IEC 60884-1

Design	Order no.	PU
anthracite matt	★ **8 6351 25 05**	200
polar white matt	★ **8 6351 25 02**	200
red matt	★ **8 6351 25 07**	200
green matt	★ **8 6351 25 03**	200
orange matt	★ **8 6351 25 04**	200

New

Socket outlet with earthing pin 45° and control LED

▶ 212

- enhanced contact protection
- insulation-piercing terminals

- with green control LED as function light
- for diagonal installation
- 2pole + earth

Rated voltage	250 V~
Rated current	16 A
LED current	1 mA
Conductor cross-section (flexible)	2.5 mm²

Suitable for	Order no.	Page
Optional		
Frame with hinged cover and imprint "IP44"		upon request
Sealing IP44 for socket outlets with insulation displacement contacts	9 1853 01	79

Earth bracket clamping forces according to TNO requirements.

Not suitable for contact protection boxes (cavity walls).

Connection terminals according to IEC 60884-1

Enhanced contact protection (child protection) according to IEC 60884-1

Design	Order no.	PU
anthracite matt	★ **8 6351 25 15**	200
grey matt	★ **8 6351 25 16**	200
polar white matt	★ **8 6351 25 12**	200
black matt	★ **8 6351 25 18**	200
red matt	★ **8 6351 25 17**	200
green matt	★ **8 6351 25 13**	200
orange matt	★ **8 6351 25 14**	200

Socket outlets without earthing contact

– for 4-hole screw fitting

Dutch socket outlets

Socket outlet without earth contact NETHERLANDS

▶ 210

- enhanced contact protection
- screw terminals

– 2pole

Suitable for	Order no.	Page
Contact protection box Ø 45 mm	9 182 ..	63
Contact protection box Ø 49 mm	9 188 ..	63
Contact protection box 2gang	9 191 ..	63
Contact protection box 3gang	9 1933	64

Rated voltage	250 V~
Rated current	16 A
Mirror depth	14.5 mm

Connection terminals according to IEC 60884-1
Enhanced contact protection (child protection) according to IEC 60884-1

Design	Order no.	PU
anthracite matt	**9 6194 25 05**	10
grey matt	**9 6194 25 06**	10
polar white matt	**9 6194 25 02**	10
black matt	**9 6194 05**	10

Euro-American Standard socket outlets

Socket outlet without earthing contact EURO-AMERICAN STANDARD

▶ 210

- enhanced contact protection
- screw terminals

– 2pole

Suitable for	Order no.	Page
Contact protection box Ø 45 mm	9 1820 ..	63
Contact protection box Ø 49 mm	9 188 ..	63
Contact protection box 2gang	9 191 ..	63
Contact protection box 3gang	9 1933	64

Rated voltage	250 V~
Rated current	10 A

Not suitable for SCHUKO plug according to DIN 49441.
Standard GB 1002
Connection terminals according to IEC 60884-1
Enhanced contact protection (child protection) according to IEC 60884-1

Design	Order no.	PU
anthracite matt	**8 6257 25 05**	200
polar white matt	**8 6257 25 02**	200
brown matt	**9 6257 25 01**	10
anthracite matt	**9 6257 25 05**	10
grey matt	**9 6257 25 06**	10
polar white matt	**9 6257 25 02**	10
black matt	**9 6257 25 03**	10

Connecting devices 12 V

Socket outlet 12 V

Operating voltage	12 ... 24 V
Rated current	max. 16 A
Flat connector size (size width x size width)	6.3 x 0.8 mm
Installation depth (without cable lug)	30 mm

– with fast-on terminal connection

Suitable for	Order no.	Page
Contact protection box Ø 45 mm	9 1820 ..	63
Contact protection box Ø 49 mm	9 188 ..	63
Contact protection box 2gang	9 191 ..	63
Contact protection box 3gang	9 1933	64
Plug 12 V	4637	66

Note:
When using 12 V connector (order no. 4637), observe max. rated current of 8 A.

DIN EN ISO 4165

Design	Order no.	PU
brown matt	**8 4517 25 01**	200
anthracite matt	**8 4517 25 05**	200
grey glossy	**8 4517 25 07**	200
polar white glossy	**8 4517 25 09**	200
brown matt	**9 4517 25 01**	10
anthracite matt	**9 4517 25 05**	10
grey glossy	**9 4517 25 07**	10
polar white glossy	**9 4517 25 09**	10
black matt	**9 4517 05**	10

Power socket outlet 12 V

Operating voltage	12 ... 24 V
Rated current for 1.5 mm²	max. 15 A
Rated current for 2.5 mm²	max. 20 A
Flat connector size (size width x size width)	6.3 x 0.8 mm
Installation depth (without cable lug)	46 mm

– with fast-on terminal connection

Not suitable for contact protection boxes (cavity walls).

Not suitable for installation in surface-mounted housing.

Compliant with SAE J563 (Feb. 2009), VW Standard TL82285 (Apr. 2007)

Design	Order no.	PU
brown matt	**8 4571 25 01**	200
anthracite matt	**8 4571 25 05**	200
grey glossy	**8 4571 25 07**	200
polar white glossy	**8 4571 25 09**	200
black matt	**8 4571 25 03**	200
brown matt	**9 4571 25 01**	10
anthracite matt	**9 4571 25 05**	10
grey glossy	**9 4571 25 07**	10
polar white glossy	**9 4571 25 09**	10

Power socket outlet 12 V, with imprint 20 A for motor vehicles

Operating voltage	12 ... 24 V
Rated current for 1.5 mm²	max. 15 A
Rated current for 2.5 mm²	max. 20 A
Flat connector size (size width x size width)	6.3 x 0.8 mm
Installation depth (without cable lug)	46 mm

– with fast-on terminal connection

Not suitable for contact protection boxes (cavity walls).

Not suitable for installation in surface-mounted housing.

Design	Order no.	PU
anthracite matt	**9 4570 25 05**	10

Power socket outlet 12 V, with imprint 10 A for motor vehicles

Operating voltage	12 ... 24 V
Rated current	max. 10 A
Flat connector size (size width x size width)	6.3 x 0.8 mm
Installation depth (without cable lug)	46 mm

- with fast-on terminal connection

Not suitable for contact protection boxes (cavity walls).

Not suitable for installation in surface-mounted housing.

Design	Order no.	PU
anthracite matt	**9 4570 25 15**	10

Socket outlet 12 V + SAT

Operating voltage	12 V=
Rated current	max. 10 A
Installation depth (without cable lug)	28 mm

- with double F-socket
- with fast-on terminal connection

Not suitable for frames with hinged covers.
For reception of satellite TV signals and simultaneous power supply of appropriate TV devices.

Design	Order no.	PU
brown matt	**8 4572 25 01**	200
anthracite matt	**8 4572 25 05**	200
polar white matt	**8 4572 25 02**	200
black matt	**8 4572 25 03**	200
brown matt	**9 4572 25 01**	10
anthracite matt	**9 4572 25 05**	10
polar white matt	**9 4572 25 02**	10
black matt	**9 4572 25 03**	10

TV

Socket outlet 12 V + TV

Operating voltage	12 V=
Rated current	max. 10 A
Installation depth (without cable lug)	28 mm

- with IEC jack (male), connection in F system on the rear
- with fast-on terminal connection

For reception of terrestrial or wire-connected TV signals with simultaneous power supply of appropriate devices.
Not suitable for frames with hinged covers.

Design	Order no.	PU
anthracite matt	**9 4573 25 05**	10
polar white matt	**9 4573 25 02**	10

TV

Socket outlet 12 V + Radio

Operating voltage	12 V=
Rated current	max. 10 A
Installation depth (without cable lug)	28 mm

- with IEC jack (female), connection in F system on the rear
- with fast-on terminal connection

For reception of terrestrial or wire-connected radio signals with simultaneous power supply of appropriate devices.
In some countries, this insert can also be used for TV reception.
Not suitable for frames with hinged covers.

Design	Order no.	PU
anthracite matt	**9 4574 25 05**	10
polar white matt	**9 4574 25 02**	10

TV

USB charging sockets

- for charging mobile end devices via USB cable
- short-circuit and overload proof (electronic fuse)

New

USB charging socket 2gang 230 V, 3 A

- screw terminals

Frequency	50/60 Hz
Output voltage	5 V= (± 5 %)
Output current per socket	max. 3 A
Output current when operating both sockets	max. 3 A
Power consumption (standby)	max. 150 mW
Conductor cross-section (rigid)	max. 2.5 mm²
Installation depth	31 mm

No data transmission possible!

- with 2 USB sockets type A

Suitable for	Order no.	Page
Contact protection box Ø 49 mm	9 188 ..	63
Contact protection box 2gang	9 1915 0 ..	63
Contact protection box 3gang	9 1933	64

Design	Order no.	PU
anthracite matt	★ **9 2610 25 05**	1
polar white matt	★ **9 2610 25 09**	1

New

12 V USB charging socket outlet

Input voltage	8 ... 34 V=
Output voltage	5 V= (± 5 %)
Output current	max. 3 A
Power consumption (standby)	< 100 mW
Installation depth	32 mm

No data transmission possible!

- with USB socket type A
- pre-assembled with connecting cables (red, black), length approx. 15 cm

Suitable for	Order no.	Page
Contact protection box Ø 49 mm	9 188 ..	63
Contact protection box 2gang	9 1915 0 ..	63
Contact protection box 3gang	9 1933	64

Design	Order no.	PU
brown matt, insert black	★ **8 2603 25 01**	200
anthracite matt, insert black	★ **8 2603 25 05**	200
grey glossy, insert black	★ **8 2603 25 07**	200
polar white glossy, insert black	★ **8 2603 25 09**	200
black matt, insert black	★ **8 2603 25 03**	200
brown matt, insert black	★ **9 2603 25 01**	10
anthracite matt, insert black	★ **9 2603 25 05**	10
grey glossy, insert black	★ **9 2603 25 07**	10
polar white glossy, insert black	★ **9 2603 25 09**	10
black matt, insert black	★ **9 2603 25 03**	10

12 V USB charging socket outlet 2gang

Input voltage	8 ... 34 V=
Output voltage	5 V= (± 5 %)
Output current per socket	max. 2.5 A
Output current when operating both sockets	max. 5 A
Power consumption (standby)	< 100 mW
Installation depth	32 mm

- with 2 USB sockets type
- pre-assembled with connecting cables (red, black), length approx. 15 cm

Suitable for	Order no.	Page
Contact protection box Ø 49 mm	9 188 ..	63
Contact protection box 2gang	9 1915 0 ..	63
Contact protection box 3gang	9 1933	64

No data transmission possible!

Design	Order no.	PU
brown matt, insert black	**8 2602 25 01**	200
anthracite matt, insert black	**8 2602 25 05**	200
grey glossy, insert black	**8 2602 25 07**	200
polar white glossy, insert black	**8 2602 25 09**	200
black matt, insert black	**8 2602 25 03**	200
brown matt, insert black	**9 2602 25 01**	10
anthracite matt, insert black	**9 2602 25 05**	10
grey glossy, insert black	**9 2602 25 07**	10
polar white glossy, insert black	**9 2602 25 09**	10
black matt, insert black	**9 2602 25 03**	10

TV/multimedia

Aerial sockets

Aerial connector box TV

DIN 45325

- with IEC jack (male)
- for soldered connection

Suitable for	Order no.	Page
Frame with hinged cover	9 1828 ..	76

TV

Design	Order no.	PU
brown matt	**9 4511 25 11**	10
anthracite matt	**9 4511 25 15**	10
polar white matt	**9 4511 25 12**	10
black matt	**9 4511 15**	10

Aerial connector box TV

Not suitable for frames with hinged covers.
DIN 45325

- with IEC jack (male)
- connection in F system on the rear

TV

Design	Order no.	PU
brown matt	**9 4581 25 01**	10
anthracite matt	**9 4581 25 05**	10
grey matt	**9 4581 25 06**	10
polar white matt	**9 4581 25 02**	10
black matt	**9 4581 25 03**	10

Aerial connector box radio

Not suitable for frames with hinged covers.

- with IEC jack (female)
- connection in F system on the rear

TV

Design	Order no.	PU
anthracite matt	**9 4562 25 05**	10

Aerial connector box SAT

Not suitable for frames with hinged covers.

- with double F-socket

Design	Order no.	PU
anthracite matt	**8 4519 25 05**	200
polar white matt	**8 4519 25 02**	200
brown matt	**9 4519 25 01**	10
anthracite matt	**9 4519 25 05**	10
grey matt	**9 4519 25 06**	10
polar white matt	**9 4519 25 02**	10
black matt	**9 4519 05**	10

TV

Aerial connector box radio/SAT

Not suitable for frames with hinged covers.

- with IEC and F socket
- connection in F system on the rear

Design	Order no.	PU
brown matt	**9 4560 25 01**	10
anthracite matt	**9 4560 25 05**	10
grey matt	**9 4560 25 06**	10
polar white matt	**9 4560 25 02**	10
black matt	**9 4560 05**	10

TV

Aerial connector box radio/TV

Not suitable for frames with hinged covers.

- with IEC jacks (male/female)
- connection in F system on the rear

TV

Design	Order no.	PU
polar white matt	**9 4561 25 02**	10

Aerial connector box TV/SAT

Not suitable for frames with hinged covers.

- with IEC and F socket
- connection in F system on the rear

TV

Design	Order no.	PU
grey matt	**8 4563 25 06**	200
black matt	**8 4563 25 03**	200

Multimedia outlets

USB/3.5 mm audio socket outlet

Frequency range audio	20 ... 20000 Hz
USB transmission rate	max. 480 Mbit/s

- double jack gold-plated 3.5 mm, stereo
- with USB, double socket type A, USB 2.0 compatible

For connecting mobile devices, such as mobile phones or MP3 players (mini audio), digital cameras and computer peripherals (USB 2.0).

Observe the instructions of the cable and device manufacturers for maximum USB cable lengths!

Design	Order no.	PU
brown matt	**8 4583 25 01**	200
anthracite matt	**8 4583 25 05**	200
grey matt	**8 4583 25 06**	200
polar white matt	**8 4583 25 02**	200
black matt	**8 4583 25 03**	200
brown matt	**9 4583 25 01**	10
anthracite matt	**9 4583 25 05**	10
grey matt	**9 4583 25 06**	10
polar white matt	**9 4583 25 02**	10
black matt	**9 4583 25 03**	10

High definition socket outlet

Resolution	max. 1920 x 1080 px
Transmission rate	max. 8.16 GBit/s
Video bandwidth	max. 165 MHz
Frequency range (vertical)	50 ... 85 Hz

- with HDMI™ double jack type A, supports HDMI™ technology (V 1.3 with Deep Color)
- 19pole
- gold-plated contacts

For the connection of digital devices for transmission of high-resolution audio and video signals, such as satellite receivers and DVD players, to LCD or LED screens.

Comply with the instructions of the cable and device manufacturers as to the maximum HDMI cable length.

Design	Order no.	PU
brown matt	**8 4582 25 01**	200
anthracite matt	**8 4582 25 05**	200
grey matt	**8 4582 25 06**	200
polar white matt	**8 4582 25 02**	200
black matt	**8 4582 25 03**	200
brown matt	**9 4582 25 01**	10
anthracite matt	**9 4582 25 05**	10
grey matt	**9 4582 25 06**	10
polar white matt	**9 4582 25 02**	10
black matt	**9 4582 25 03**	10

Cinch socket outlet 3-gang

Not suitable for frames with hinged covers.

- 1 cinch double jack for video connection (yellow)
- 2 cinch double jacks for audio connection (red, white)

Design	Order no.	PU
brown matt	**8 4580 25 01**	200
anthracite matt	**8 4580 25 05**	200
grey matt	**8 4580 25 07**	200
polar white matt	**8 4580 25 09**	200
black matt	**8 4580 25 03**	200

Audio/video modules

Cinch module set audio

▶ 211

Conductor Ø	0.5 ... 0.65 mm (AWG 24-22)
Conductor cross-section	0.2 mm² ... 0.325 mm²
Dimensions, per module (W x H x D)	15 x 18 x 35 mm

- with 2 Cinch sockets and module carriers
- with tool free cutting terminals

Suitable for	Order no.	Page
Double supporting plate for MINI-COM modules	9 4559 ..	52

CINCH

Design	Order no.	PU
polar white/red	**1989**	1

Cinch module video

▶ 211

Conductor Ø	0.5 ... 0.65 mm (AWG 24-22)
Conductor cross-section	0.2 mm² ... 0.325 mm²
Dimensions (W x H x D)	15 x 18 x 35 mm

- with cinch socket and module carrier
- with tool free cutting terminals

Suitable for	Order no.	Page
Double supporting plate for MINI-COM modules	9 4559 ..	52

CINCH

Design	Order no.	PU
polar white/yellow	**1992**	1

VGA module

▶ 211

Conductor cross-section	1.5 mm²
Dimensions (W x H x D)	31 x 18 x 35 mm

- with a 15pole D-subminiature socket
- occupies 2 MINI-COM module spaces in the cover
- SVGA compatible
- with screw-in lift terminals

Suitable for	Order no.	Page
Double supporting plate for MINI-COM modules	9 4559 ..	52

VGA

Design	Order no.	PU
polar white/black	**1994**	1

S-Video module

▶ 213

Conductor Ø	0.5 ... 0.65 mm (AWG 24-22)
Conductor cross-section	0.2 mm² ... 0.325 mm²
Dimensions (W x H x D)	15 x 18 x 35 mm

- with S-Video and module carrier
- with tool free cutting terminals

Suitable for	Order no.	Page
Double supporting plate for MINI-COM modules	9 4559 ..	52

S-Video

Design	Order no.	PU
polar white/black	**1993**	1

Blank module

Dimensions (W x H x D)	15 x 18 x 35 mm

Suitable for	Order no.	Page
Double supporting plate for MINI-COM modules	9 4559 ..	52

Design	Order no.	PU
polar white	**1990**	1

Data communication

Supporting plates for modular jacks

Double supporting plate for MINI-COM modules

Not suitable for frames with hinged covers.

- for Mini-Com 3.5 mm stereo connection/coupling modules
- for Mini-Com BNC connector modules
- for Mini-Com Cinch connection/coupling modules
- for Mini-Com D-Subminiature connectors 15pole
- for Mini-Com F-plug coupling modules
- for Mini-Com speaker wire/banana plug modules
- for Mini-Com S-Video connection/coupling modules
- for Mini-Com jacks Cat.3, Cat.5e, Cat.6, Cat.6 10Gig
- for Mini-Com fibre-optic modules
- for Mini-Com dummy modules 1gang
- with 30° oblique outlet

Suitable for	Order no.	Page
Audio/video modules		from p. 51
Modular Jacks		from p. 53

Manufacturer product line — **Art. no.**

Mini-Com modules
Panduit

Design	Order no.	PU
anthracite glossy	**9 4559 25 05**	10
grey glossy	**9 4559 25 07**	10
polar white glossy	**9 4559 25 09**	10
black glossy	**9 4559 05**	10

Supporting plate 1gang for AMP modular jacks

Indexing dimension (W x H) ≈ 14.9 x 20.7 mm

Not suitable for frames with hinged covers.

- for AMP modular jacks series 110 Connect, Cat.3, Cat.5, Cat.5e and Cat.6

Manufacturer product line — **Art. no.**

EMT modular jack
AMP
Standard 110 Connect jack
AMP
MT-RJ jack
AMP
Intracom
Telena
Modular jacks
Brand-Rex
CobiNet
EFB Electronic
Schumann
SL series toolless jack
AMP

Design	Order no.	PU
anthracite glossy	**9 4557 25 05**	10
grey glossy	**9 4557 25 07**	10
polar white glossy	**9 4557 25 09**	10
black glossy	**9 4557 05**	10

Supporting plate 2gang for BTR-/E-DAT modules

Not suitable for frames with hinged covers.

- for 130898-00-I BTR blank module
- for 130898-01-I BTR coax module F/F
- for 130898-02-I BTR coax module F/IEC socket
- for 130898-03-I BTR coax module F/IEC connector
- for 130908-I BTR FCC module Cat.5e 8(8)
- for 130909-I BTR FCC module Cat.6 8(8)
- for 130910-I BTR E-Dat module Cat.6a 8(8)
- for 1309A0-I BTR E-Dat module coupling 8(8) Cat.6
- for 15091001-I BTR Op-Dat module ST
- for 15091070-I BTR Op-Dat module LC
- for 15091071-I BTR Op-Dat module LC
- for 185700 Dätwyler Unilan socket module MS 1/8 Cat.6
- for 185750 Dätwyler Unilan socket module MU 1/8 Cat.6
- for 417446 Dätwyler Unilan RJ45 feed-through coupling
- with 25° oblique outlet

Manufacturer product line	Art. no.
Modules	
BTR NETCOM	

Design	Order no.	PU
anthracite glossy	**8 4558 25 05**	100
grey glossy	**8 4558 25 07**	100
polar white glossy	**8 4558 25 09**	100
black glossy	**8 4558 25 10**	100

Modular Jacks

Mini jack, 8-pole

Colour code A and B according to TIA/EIA-568-B.2

Cat.5e according to ISO/IEC 11801

Cat.6 according to ISO/IEC 11801, 2nd edition

- with cutting terminals

Suitable for	Order no.	Page
Double supporting plate for MINI-COM modules	9 4559 ..	52

UAE

Design	Order no.	PU
black, RJ45, Cat.3, ISDN-compatible (AWG 24-22)	**1980**	1
Aluminium, RJ45, Cat.5e, shielded (AWG 24-22)	**1984**	1
Aluminium, RJ45, Cat.6, shielded (AWG 26)	**1985**	1

Rocker switch

Marked items are only suitable for splash-protected IP44 flush-mounted installation when used in conjunction with sealing (order no. 9 1853), frame with imprint "IP44" and contact protection box.

On/off switch

▶ 211

Rated voltage 250 V~
Switching current 16 AX

– with screw terminals

Suitable for	Order no.	Page
Contact protection box Ø 45 mm, flat	9 1820 0 ..	63
Contact protection box Ø 45 mm	9 1820 ..	63
Contact protection box Ø 49 mm	9 188 ..	63
Contact protection box 2gang	9 191 ..	63
Contact protection box 3gang	9 1933	64
Optional		
Sealing for IP44 applications	9 1853	78
Frame with imprint "IP44"	9 1827 ..	77

Design	Order no.	PU
Berker Integro - Design Flow/Pure		
brown matt	**8 3651 25 01**	200
anthracite matt	**8 3651 25 05**	200
grey glossy	**8 3651 25 07**	200
polar white glossy	**8 3651 25 09**	200
brown matt	**9 3651 25 01**	10
anthracite matt	**9 3651 25 05**	10
grey glossy	**9 3651 25 07**	10
polar white glossy	**9 3651 25 09**	10
black glossy	**9 3651 25 10**	10
granite black, silk matt, lacquered	**9 3651 25 45**	10
chrome glossy, galvanised	**9 3651 25 18**	10
chrome matt, galvanised	**9 3651 25 28**	10
chrome matt, lacquered	**9 3651 25 68**	10
stainless steel matt, lacquered	**9 3651 25 24**	10
Berker Integro - Design Classic		
polar white glossy	**8 3651 09**	200
black matt	**8 3651 05**	200
brown matt	**9 3651 01**	10
grey glossy	**9 3651 07**	10
polar white glossy	**9 3651 09**	10
black matt	**9 3651 05**	10
granite black, silk matt, lacquered	**9 3651 45**	10
chrome glossy, galvanised	**9 3651 18**	10
chrome matt, galvanised	**9 3651 28**	10
gold glossy, galvanised	**9 3651 38**	10

Change-over switch

▶ 211

Rated voltage 250 V~
Switching current 16 AX

– with screw terminals

Suitable for	Order no.	Page
Contact protection box Ø 45 mm, flat	9 1820 0 ..	63
Contact protection box Ø 45 mm	9 1820 ..	63
Contact protection box Ø 49 mm	9 188 ..	63
Contact protection box 2gang	9 191 ..	63
Contact protection box 3gang	9 1933	64
Optional		
Sealing for IP44 applications	9 1853	78
Frame with imprint "IP44"	9 1827 ..	77

Design	Order no.	PU
Berker Integro - Design Flow/Pure		
anthracite matt	**8 3656 25 05**	200
grey glossy	**8 3656 25 07**	200
polar white glossy	**8 3656 25 09**	200
brown matt	**9 3656 25 01**	10
anthracite matt	**9 3656 25 05**	10
grey glossy	**9 3656 25 07**	10
polar white glossy	**9 3656 25 09**	10
black glossy	**9 3656 25 10**	10
granite black, silk matt, lacquered	**9 3656 25 45**	10
chrome glossy, galvanised	**9 3656 25 18**	10
chrome matt, galvanised	**9 3656 25 28**	10
chrome matt, lacquered	**9 3656 25 68**	10
Stainless steel matt, lacquered	**9 3656 25 24**	10
gold glossy, galvanised	**9 3656 25 38**	10
Berker Integro - Design Classic		
polar white glossy	**8 3656 09**	200
brown matt	**9 3656 01**	10
grey glossy	**9 3656 07**	10
polar white glossy	**9 3656 09**	10
black matt	**9 3656 05**	10
granite black, silk matt, lacquered	**9 3656 45**	10
chrome glossy, galvanised	**9 3656 18**	10
chrome matt, galvanised	**9 3656 28**	10

Intermediate switch

▶ 211

Rated voltage 250 V~
Switching current 16 AX

– with screw terminals

Suitable for	Order no.	Page
Contact protection box Ø 45 mm, flat	9 1820 0 ..	63
Contact protection box Ø 45 mm	9 1820 ..	63
Contact protection box Ø 49 mm	9 188 ..	63
Contact protection box 2gang	9 191 ..	63
Contact protection box 3gang	9 1933	64
Optional		
Sealing for IP44 applications	9 1853	78
Frame with imprint "IP44"	9 1827 ..	77

Design	Order no.	PU
Berker Integro - Design Flow/Pure		
brown matt	**9 3657 25 01**	10
anthracite matt	**9 3657 25 05**	10
grey glossy	**9 3657 25 07**	10
polar white glossy	**9 3657 25 09**	10
black glossy	**9 3657 25 10**	10
chrome matt, galvanised	**9 3657 25 28**	10
chrome matt, lacquered	**9 3657 25 68**	10
Stainless steel matt, lacquered	**9 3657 25 24**	10
Berker Integro - Design Classic		
brown matt	**9 3657 01**	10
polar white glossy	**9 3657 09**	10



On/off switch 2pole with imprint "0"

▶ 211

Rated voltage	250 V~
Switching current	16 AX

For switching of 16 A socket outlets, for example.

– with screw terminals

Suitable for	Order no.	Page
Contact protection box Ø 45 mm, flat	9 1820 0 ..	63
Contact protection box Ø 45 mm	9 1820 ..	63
Contact protection box Ø 49 mm	9 188 ..	63
Contact protection box 2gang	9 191 ..	63
Contact protection box 3gang	9 1933	64
Optional		
Sealing for IP44 applications	9 1853	78
Frame with imprint "IP44"	9 1827 ..	77

Design	Order no.	PU
Berker Integro - Design Flow/Pure		
polar white glossy	**8 3652 25 09**	200
brown matt	**9 3652 25 01**	10
anthracite matt	**9 3652 25 05**	10
grey glossy	**9 3652 25 07**	10
polar white glossy	**9 3652 25 09**	10
black glossy	**9 3652 25 10**	10
granite black, silk matt, lacquered	**9 3652 25 45**	10
chrome glossy, galvanised	**9 3652 25 18**	10
chrome matt, galvanised	**9 3652 25 28**	10
chrome matt, lacquered	**9 3652 25 68**	10
Stainless steel matt, lacquered	**9 3652 25 24**	10
Berker Integro - Design Classic		
brown matt	**9 3652 01**	10
grey glossy	**9 3652 07**	10
polar white glossy	**9 3652 09**	10
black matt	**9 3652 05**	10
granite black, silk matt, lacquered	**9 3652 45**	10
chrome matt, galvanised	**9 3652 28**	10

Control on/off switch 2pole with imprint "0"

▶ 211

- red lens

Rated voltage	250 V~
Switching current	16 AX
Neon lamp current	0.9 mA

– for illumination and monitoring circuit
– with integral neon lamp
– with screw terminals

Suitable for	Order no.	Page
Contact protection box Ø 45 mm, flat	9 1820 0 ..	63
Contact protection box Ø 45 mm	9 1820 ..	63
Contact protection box Ø 49 mm	9 188 ..	63
Contact protection box 2gang	9 191 ..	63
Contact protection box 3gang	9 1933	64
Optional		
Sealing for IP44 applications	9 1853	78
Frame with imprint "IP44"	9 1827 ..	77

Design	Order no.	PU
Berker Integro - Design Flow/Pure		
anthracite matt	**8 3752 25 05**	200
chrome glossy, galvanised	**8 3752 25 18**	50
brown matt	**9 3752 25 01**	10
anthracite matt	**9 3752 25 05**	10
grey glossy	**9 3752 25 07**	10
polar white glossy	**9 3752 25 09**	10
black glossy	**9 3752 25 10**	10
chrome matt, lacquered	**9 3752 25 68**	10
Stainless steel matt, lacquered	**9 3752 25 24**	10
Berker Integro - Design Classic		
black matt	**8 3752 05**	200
brown matt	**9 3752 01**	10
black matt	**9 3752 05**	10
grey glossy	**9 3752 07**	10
polar white glossy	**9 3752 09**	10

Control on/off switch 2pole with imprint "0", 12 V

▶ 211

- red lens
- control LED

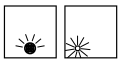

Rated voltage	12 V=
Switching current	5 A
LED current	10 mA

- for illumination and monitoring circuit
- with integral indicator LED
- with screw terminals

Suitable for	Order no.	Page
Contact protection box Ø 45 mm, flat	9 1820 0 ..	63
Contact protection box Ø 45 mm	9 1820 ..	63
Contact protection box Ø 49 mm	9 188 ..	63
Contact protection box 2gang	9 191 ..	63
Contact protection box 3gang	9 1933	64
Optional		
Sealing for IP44 applications	9 1853	78
Frame with imprint "IP44"	9 1827 ..	77

Design	Order no.	PU
Berker Integro - Design Flow/Pure		
brown matt	**9 3762 25 31**	10
anthracite matt	**9 3762 25 35**	10
polar white glossy	**9 3762 25 39**	10
black glossy	**9 3762 25 10**	10
chrome glossy, galvanised	**9 3762 25 18**	10
chrome matt, lacquered	**9 3762 25 68**	10
Stainless steel matt, lacquered	**9 3762 25 24**	10

Multiple rocker switches

Series switch, common input terminal

▶ 211

Rated voltage	250 V~
Switching current	16 AX

- with screw terminals

Suitable for	Order no.	Page
Contact protection box Ø 45 mm, flat	9 1820 0 ..	63
Contact protection box Ø 45 mm	9 1820 ..	63
Contact protection box Ø 49 mm	9 188 ..	63
Contact protection box 2gang	9 191 ..	63
Contact protection box 3gang	9 1933	64

Design	Order no.	PU
Berker Integro - Design Flow/Pure		
brown matt	**8 3655 25 01**	200
anthracite matt	**8 3655 25 05**	200
grey glossy	**8 3655 25 07**	200
polar white glossy	**8 3655 25 09**	200
brown matt	**9 3655 25 01**	10
anthracite matt	**9 3655 25 05**	10
grey glossy	**9 3655 25 07**	10
polar white glossy	**9 3655 25 09**	10
black glossy	**9 3655 25 10**	10
granite black, silk matt, lacquered	**9 3655 25 45**	10
chrome glossy, galvanised	**9 3655 25 18**	10
chrome matt, galvanised	**9 3655 25 28**	10
chrome matt, lacquered	**9 3655 25 68**	10
Stainless steel matt, lacquered	**9 3655 25 24**	10
gold glossy, galvanised	**9 3655 25 38**	10
Berker Integro - Design Classic		
brown matt	**9 3655 01**	10
grey glossy	**9 3655 07**	10
polar white glossy	**9 3655 09**	10
black matt	**9 3655 05**	10
chrome glossy, galvanised	**9 3655 18**	10
chrome matt, galvanised	**9 3655 28**	10
gold glossy, galvanised	**9 3655 38**	10

Double on/off switch 12 V, isolated input terminals

▶ 211

Rated voltage 12 V=
Switching current 5 A

– with screw terminals

Suitable for	Order no.	Page
Contact protection box Ø 45 mm, flat	9 1820 0 ..	63
Contact protection box Ø 45 mm	9 1820 ..	63
Contact protection box Ø 49 mm	9 188 ..	63
Contact protection box 2gang	9 191 ..	63
Contact protection box 3gang	9 1933	64

Design	Order no.	PU
Berker Integro - Design Flow/Pure		
brown matt	**8 3664 25 01**	50
anthracite matt	**8 3664 25 05**	50
black glossy	**8 3664 25 10**	50
granite black, silk matt, lacquered	**8 3664 25 45**	50
chrome glossy, galvanised	**8 3664 25 18**	50
chrome matt, galvanised	**8 3664 25 28**	50
chrome matt, lacquered	**8 3664 25 68**	50

Rocker push-button

Marked items are only suitable for splash-protected IP44 flush-mounted installation when used in conjunction with sealing (order no. 9 1853), frame with imprint "IP44" and contact protection box.

Push-button, NO contact

▶ 211

Rated voltage 250 V~
Momentary-contact current 10 A

– with screw terminals

Suitable for	Order no.	Page
Contact protection box Ø 45 mm, flat	9 1820 0 ..	63
Contact protection box Ø 45 mm	9 1820 ..	63
Contact protection box Ø 49 mm	9 188 ..	63
Contact protection box 2gang	9 191 ..	63
Contact protection box 3gang	9 1933	64
Optional		
Sealing for IP44 applications	9 1853	78
Frame with imprint "IP44"	9 1827 ..	77

Design	Order no.	PU
Berker Integro - Design Flow/Pure		
anthracite matt	**8 3671 25 05**	200
grey glossy	**8 3671 25 07**	200
brown matt	**9 3671 25 01**	10
anthracite matt	**9 3671 25 05**	10
grey glossy	**9 3671 25 07**	10
polar white glossy	**9 3671 25 09**	10
black glossy	**9 3671 25 10**	10
granite black, silk matt, lacquered	**9 3671 25 45**	10
chrome glossy, galvanised	**9 3671 25 18**	10
chrome matt, galvanised	**9 3671 25 28**	10
chrome matt, lacquered	**9 3671 25 68**	10
Stainless steel matt, lacquered	**9 3671 25 24**	10
Berker Integro - Design Classic		
polar white glossy	**8 3671 09**	200
grey glossy	**9 3671 07**	10
polar white glossy	**9 3671 09**	10
black matt	**9 3671 05**	10
chrome glossy, galvanised	**9 3671 18**	10
chrome matt, galvanised	**9 3671 28**	10

Push-button, NO contact, illuminated

▶ 211

- red lens

Rated voltage	250 V~
Neon lamp current	0.9 mA
Momentary-contact current	10 A

When several neon lamp units are used, the lamp current may result in malfunctioning of the relay/pulse relay. Remedy: Carry along a neutral conductor or connect a capacitor 230 V (1 µF per 10 mA neon lamp current) in parallel with the coil.

- for illumination and monitoring circuit
- with integral neon lamp
- with screw terminals

Suitable for	Order no.	Page
Contact protection box Ø 45 mm, flat	9 1820 0 ..	63
Contact protection box Ø 45 mm	9 1820 ..	63
Contact protection box Ø 49 mm	9 188 ..	63
Contact protection box 2gang	9 191 ..	63
Contact protection box 3gang	9 1933	64
Optional		
Sealing for IP44 applications	9 1853	78
Frame with imprint "IP44"	9 1827 ..	77

Design	Order no.	PU
Berker Integro - Design Flow/Pure		
brown matt	**9 3772 25 01**	10
anthracite matt	**9 3772 25 05**	10
grey glossy	**9 3772 25 07**	10
polar white glossy	**9 3772 25 09**	10

Multiple rocker push-buttons

Series push-button, 2 NO contacts, common input terminal

▶ 211

Rated voltage	250 V~
Momentary-contact current	10 A

- with screw terminals

Suitable for	Order no.	Page
Contact protection box Ø 45 mm	9 1820 ..	63
Contact protection box Ø 45 mm, flat	9 1820 0 ..	63
Contact protection box Ø 49 mm	9 188 ..	63
Contact protection box 2gang	9 191 ..	63
Contact protection box 3gang	9 1933	64

Design	Order no.	PU
Berker Integro - Design Flow/Pure		
brown matt	**9 3675 25 01**	10
anthracite matt	**9 3675 25 05**	10
grey glossy	**9 3675 25 07**	10
polar white glossy	**9 3675 25 09**	10
black glossy	**9 3675 25 10**	10
granite black, silk matt, lacquered	**9 3675 25 45**	10
chrome glossy, galvanised	**9 3675 25 18**	10
chrome matt, galvanised	**9 3675 25 08**	10
chrome matt, lacquered	**9 3675 25 68**	10
Stainless steel matt, lacquered	**9 3675 25 24**	10
Berker Integro - Design Classic		
brown matt	**9 3675 01**	10
grey glossy	**9 3675 07**	10
polar white glossy	**9 3675 09**	10
black matt	**9 3675 05**	10

Series push-button, isolated input terminals

▶ 211

Rated voltage	12 V=
Momentary-contact current	5 A

- with screw terminals

Suitable for	Order no.	Page
Contact protection box Ø 45 mm, flat	9 1820 ..	63
Contact protection box Ø 49 mm	9 188 ..	63
Contact protection box 2gang	9 191 ..	63
Contact protection box 3gang	9 1933	64

Design	Order no.	PU
Berker Integro - Design Flow/Pure		
chrome glossy, galvanised	**9 3665 25 18**	10

Blind push-button

Blind series push-button with imprinted symbol arrow

Rated voltage	250 V~
Momentary-contact current	10 A

Follow the motor manufacturers' instructions.

- with electrical interlocking to prevent mutual activation
- with screw terminals

Suitable for	Order no.	Page
Contact protection box Ø 45 mm, flat	9 1820 0 ..	63
Contact protection box Ø 45 mm	9 1820 ..	63
Contact protection box Ø 49 mm	9 188 ..	63
Contact protection box 2gang	9 191 ..	63
Contact protection box 3gang	9 1933	64

Design	Order no.	PU
Berker Integro - Design Flow/Pure		
brown matt	**9 3653 25 01**	10
anthracite matt	**9 3653 25 05**	10
grey glossy	**9 3653 25 07**	10
polar white glossy	**9 3653 25 09**	10
black glossy	**9 3653 25 10**	10
granite black, silk matt, lacquered	**9 3653 25 45**	10
chrome glossy, galvanised	**9 3653 25 18**	10
chrome matt, galvanised	**9 3653 25 08**	10
chrome matt, lacquered	**9 3653 25 68**	10
Stainless steel matt, lacquered	**9 3653 25 24**	10
Berker Integro - Design Classic		
grey glossy	**9 3653 07**	10
polar white glossy	**9 3653 09**	10
black matt	**9 3653 05**	10

Reverse polarity push-button

Reverse polarity push-button, 6 contacts

Operating voltage	12 ... 24 V=
Flat connector size (size width x size width)	4.8 x 0.8 mm
Momentary-contact current at 24 V=	7.5 A
Momentary-contact current at 12 V=	15 A

- double change-over contact, usable as NC or NO with separate input terminals
- 6 contacts at the backside
- with fast-on terminal connection

Suitable for	Order no.	Page
Contact protection box Ø 45 mm	9 1820 ..	63
Contact protection box Ø 49 mm	9 188 ..	63
Contact protection box 2gang	9 191 ..	63
Contact protection box 3gang	9 1933	64

Design	Order no.	PU
chrome glossy, galvanised	**9 3697 25 18**	10

Reverse polarity push-button, 4 contacts, with imprint for steps

Operating voltage	12 ... 24 V=
Momentary-contact current at 12 V=	15 A
Momentary-contact current at 24 V=	7.5 A
Flat connector size (size width x size width)	4.8 x 0.8 mm

- e.g. for caravan step
- 4 contacts at the backside
- with fast-on terminal connection

Suitable for	Order no.	Page
Contact protection box Ø 45 mm	9 1820 ..	63
Contact protection box Ø 49 mm	9 188 ..	63
Contact protection box 2gang	9 191 ..	63
Contact protection box 3gang	9 1933	64

Design	Order no.	PU
anthracite matt	**8 3699 25 05**	200
brown matt	**9 3699 25 01**	10
anthracite matt	**9 3699 25 05**	10
grey glossy	**9 3699 25 07**	10
polar white glossy	**9 3699 25 09**	10
black glossy	**9 3699 25 10**	10
chrome matt, lacquered	**9 3699 25 68**	10
chrome matt, galvanised	**9 3699 25 28**	10

Reverse polarity push-button, 5 contacts, with imprint for steps

Operating voltage	12 ... 24 V=
Momentary-contact current at 12 V=	15 A
Momentary-contact current at 24 V=	7.5 A
Flat connector size (size width x size width)	4.8 x 0.8 mm

- e.g. for caravan step
- 5 contacts at the backside
- with fast-on terminal connection

Suitable for	Order no.	Page
Contact protection box Ø 45 mm	9 1820 ..	63
Contact protection box Ø 49 mm	9 188 ..	63
Contact protection box 2gang	9 191 ..	63
Contact protection box 3gang	9 1933	64

Design	Order no.	PU
stainless steel matt, lacquered	**8 3695 25 24**	200
brown matt	**9 3695 25 01**	10
anthracite matt	**9 3695 25 05**	10
grey glossy	**9 3695 25 07**	10
polar white glossy	**9 3695 25 09**	10
black glossy	**9 3695 25 10**	10
chrome glossy, galvanised	**9 3695 25 18**	10
chrome matt, galvanised	**9 3695 25 28**	10
chrome matt, lacquered	**9 3695 25 68**	10

Reverse polarity push-button, 6 contacts, with imprint for steps

Operating voltage	12 ... 24 V=
Momentary-contact current at 12 V=	15 A
Momentary-contact current at 24 V=	7.5 A
Flat connector size (size width x size width)	4.8 x 0.8 mm

- e.g. for caravan step
- double change-over contact, usable as NC or NO with separate input terminals
- 6 contacts at the backside
- with fast-on terminal connection

Suitable for	Order no.	Page
Contact protection box Ø 45 mm	9 1820 ..	63
Contact protection box Ø 49 mm	9 188 ..	63
Contact protection box 2gang	9 191 ..	63
Contact protection box 3gang	9 1933	64

Design	Order no.	PU
anthracite matt	**9 3697 25 05**	10
black glossy	**9 3697 25 10**	10
chrome glossy, galvanised	**9 3697 25 38**	10

New

Reverse polarity push-button, 4 contacts, with imprint for beds

Operating voltage	12 ... 24 V=
Momentary-contact current at 12 V=	15 A
Momentary-contact current at 24 V=	7.5 A
Flat connector size (size width x size width)	4.8 x 0.8 mm

- for e.g. height-adjustable beds
- 4 contacts at the backside
- with fast-on terminal connection

Suitable for	Order no.	Page
Contact protection box Ø 45 mm	9 1820 ..	63
Contact protection box Ø 49 mm	9 188 ..	63
Contact protection box 2gang	9 191 ..	63
Contact protection box 3gang	9 1933	64

Design	Order no.	PU
anthracite matt	★ **9 3699 25 75**	10
chrome matt galvanised	★ **9 3699 25 78**	10

Reverse polarity push-button, 4 contacts, with imprint for awnings

Operating voltage	12 ... 24 V=
Momentary-contact current at 12 V=	15 A
Momentary-contact current at 24 V=	7.5 A
Flat connector size (size width x size width)	4.8 x 0.8 mm

- e.g. for caravan awning
- 4 contacts at the backside
- with fast-on terminal connection

Suitable for	Order no.	Page
Contact protection box Ø 45 mm	9 1820 ..	63
Contact protection box Ø 49 mm	9 188 ..	63
Contact protection box 2gang	9 191 ..	63
Contact protection box 3gang	9 1933	64

Design	Order no.	PU
anthracite matt	**9 3696 25 05**	10
chrome glossy, galvanised	**9 3696 25 18**	10
chrome matt, galvanised	**9 3696 25 28**	10
chrome matt, lacquered	**9 3696 25 68**	10

Reverse polarity push-button, 6 contacts, with imprinted arrows symbol

Operating voltage	24 V=
Momentary-contact current at 12 V=	15 A
Momentary-contact current at 24 V=	7.5 A
Flat connector size (size width x size width)	4.8 x 0.8 mm

- double change-over contact, usable as NC or NO with separate input terminals
- 6 contacts at the backside

Suitable for	Order no.	Page
Contact protection box Ø 45 mm	9 1820 ..	63
Contact protection box Ø 49 mm	9 188 ..	63
Contact protection box 2gang	9 191 ..	63
Contact protection box 3gang	9 1933	64

Design	Order no.	PU
chrome glossy, galvanised	**8 3697 25 78**	50

Appliance switch

On/off switch, 2-pole USA/CANADA with printing "0" and "I"

Rated voltage	250 V~
Switching current	16 A
Flat connector size (size width x size width)	6.3 x 0.8 mm

Switch UL listed.

- with fast-on terminal connection

Suitable for	Order no.	Page
Contact protection box Ø 45 mm, flat	9 1820 0 ..	63
Contact protection box Ø 45 mm	9 1820 ..	63
Contact protection box Ø 49 mm	9 188 ..	63
Contact protection box 2gang	9 191 ..	63
Contact protection box 3gang	9 1933	64

Design	Order no.	PU
polar white matt	**9 4509 25 02**	10
anthracite matt	**9 4509 25 05**	10
black matt	**9 4509 05**	10

1 - 10 V control units

1 - 10 V rotary potentiometer with frame

- setting knob
- soft locking

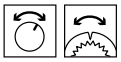

Operating voltage	230 V~
Frequency	50/60 Hz
Switching current	6 A
Control current	50 mA
Installation depth	22 mm
Axis dimension Ø	4 mm

- basic brightness programmable
- e.g. for fluorescent lamps and LV halogen lamps
- for switching and controlling electronic ballasts and 1 - 10 V Tronic transformers, 105 W
- with on/off pressure switch
- short-circuit and overload proof (fine-wire fuse)
- with spare fuse
- with screw terminals

To ensure same illumination, use only electronic ballasts and fluorescent lamps from the same manufacturers.

Possible to change fuse without removing cover.

Do not mount with Berker Integro contact protection boxes, flush-mounted housings or fixing clamping ring.

Interface according to DIN EN 61347-2-3

Design	Order no.	PU
Berker Integro - Design Flow		
brown matt	**9 2891 25 01**	10
anthracite matt	**9 2891 25 05**	10
grey glossy	**9 2891 25 06**	10
polar white glossy	**9 2891 25 09**	10

Accessories

Contact protection boxes

– flame resistant according to VDE 0606-1

Contact protection box Ø 45 mm, flat ▶ 213

Cable Ø	max. 10 mm	– only for switches and push-buttons
Installation depth	22 mm	– with 1 cable entry

Strain relief not suitable for flat cables.

Design	Order no.	PU
grey, without strain relief	**9 1820 03**	200
grey, with strain relief	**9 1820 01**	200

Contact protection box Ø 45 mm ▶ 213

Cable Ø	max. 10 mm	– for switches and socket outlets
Installation depth	35.5 mm	– with 4 cable entries
		– 3 knock out openings

Strain relief not suitable for flat cables.

Design	Order no.	PU
grey, without strain relief	**9 1820 02**	200
grey, with strain relief	**9 1820**	200
grey, with strain relief for fire protection applications	**9 1820 20**	200

Contact protection box Ø 49 mm ▶ 213

Cable Ø	max. 10 mm	– with 2 cable entries
Installation depth	38 mm	

Strain relief not suitable for flat cables.

Design	Order no.	PU
grey, without strain relief	**9 1887 01**	200
grey, with 1 internal double strain relief on side	**9 1887**	200

Contact protection box Ø 49 mm, deep ▶ 213

Cable Ø	max. 12 mm	– with 2 cable entries on backside
Installation depth	45.5 mm	– 1 knock out opening

Strain relief not suitable for flat cables.

Design	Order no.	PU
grey, with 1 external double strain relief	**9 1883**	200
grey, with 1 external double strain relief for fire protection applications	**9 1883 20**	200

Contact protection box 2gang ▶ 213

length	109 mm	– with 2 cable entries
Width	49 mm	– for vertical and horizontal mounting
Cable Ø	max. 12 mm	– 1 knock out opening
Installation depth	37 mm	

Strain reliefs not suitable for flat cables.
Only suitable for 2gang frames!

Design	Order no.	PU
grey, with strain relief	**8 1915 01**	100
grey, with 2 strain reliefs	**8 1915 02**	100
grey, with strain relief	**9 1915 01**	10
grey, with 2 strain reliefs	**9 1915 02**	10

Contact protection box 2gang vertical, deep

▶ 213

length	109 mm
Width	48 mm
Cable Ø	max. 12 mm
Installation depth	45.5 mm

- with 4 cable entries on backside
- for vertical mounting
- 3 knock out openings

Strain relief not suitable for flat cables.
Only suitable for 2gang frames!

Design	Order no.	PU
grey, without strain relief	**9 1911 02**	100
grey, with 1 external double strain relief	**9 1911**	100
grey, with 2 external double strain reliefs	**9 1911 01**	100

Contact protection box 2gang horizontal, deep

▶ 213

length	48 mm
Width	109 mm
Cable Ø	max. 12 mm
Installation depth	45.5 mm

- with 4 cable entries on backside
- for horizontal mounting
- 2 knock out openings

Strain relief not suitable for flat cables.
Only suitable for 2gang frames!

Design	Order no.	PU
grey, with 1 external double strain relief	**9 1912**	100
grey, with 2 external double strain reliefs	**9 1912 01**	100

Contact protection box 3gang

▶ 213

length	168 mm
Width	49 mm
Cable Ø	max. 10 mm
Installation depth	38 mm

- with 6 cable entries, 1 per side, top, bottom and 2 on backside
- for vertical and horizontal mounting
- 5 knock out openings

Strain relief not suitable for flat cables.
All devices can optionally be arranged vertically or horizontally.

Only suitable for 3gang frames (except order no. 9 1819 25 18, 9 1978 25 18 and 9 1978 25 28).

Restricted installation options apply if the cable clamp is mounted on the front face.

Design	Order no.	PU
grey, with 1 strain relief	**9 1933**	10

Contact protection box Ø 58 mm for terminal attachment

▶ 213

Cable Ø	max. 10 mm
Installation depth	35 mm

Strain relief not suitable for flat cables.

Design	Order no.	PU
grey, without strain relief	**8 1837 01**	200
grey, with 1 internal strain relief	**8 1837**	200

Supplementary products

Fixing clamping ring

▶ 213

Hole Ø	50 mm

For Berker Integro inserts, e. g. for installation in a mirror.

Suitable for	Order no.	Page
Contact protection box Ø 58 mm for terminal attachment	8 1837 ..	64

Design	Order no.	PU
grey, material thickness 5 mm	**8 1836**	200
dark grey, material thickness 4 mm	**8 1836 01**	200
polar white matt, material thickness 6 mm	**8 1836 02**	200

Blank plate

– with supporting plate

Design	Order no.	PU
brown matt	**8 4516 25 01**	200
anthracite matt	**8 4516 25 05**	200
grey glossy	**8 4516 25 07**	200
polar white glossy	**8 4516 25 09**	200
chrome matt, lacquered	**8 4516 25 68**	200
brown matt	**9 4516 25 01**	10
anthracite matt	**9 4516 25 05**	10
grey glossy	**9 4516 25 07**	10
polar white glossy	**9 4516 25 09**	10
black glossy	**9 4516 25 10**	10
black matt	**9 4516 05**	10
granite black, silk matt, lacquered	**9 4516 25 45**	10
Stainless steel matt, lacquered	**9 4516 25 24**	10

Mounting template 3gang, cardboard

For precise hole drilling for 1gang appliances and for 2gang and 3gang combinations.

Design	Order no.	PU
grey, cardboard	**918 44**	10

For precise hole drilling for 1gang appliances and for 2gang combinations.

Design	Order no.	PU
	9 1845 02	1

For precise hole drilling for 1gang appliances and for 2gang and 3gang combinations.

Design	Order no.	PU
	9 1845 03	1

Built-in socket for floating output

Conductor cross-section (rigid) max. 6 mm²

For separate earthing of medical-technical equipment and lab equipment.

Connection pins according to DIN 42801

– for centre plate with cut-out dia. 18.8 mm
– with a green yellow signal ring

Design	Order no.	PU
Built-in socket for floating output	**4604**	1

Plug 12 V

Operating voltage 12 ... 24 V
Rated current max. 8 A

– with solder connection

Suitable for	Order no.	Page
Socket outlet 12 V	8 4517 ..	45
Socket outlet 12 V	9 4517 ..	45

Design	Order no.	PU
black matt	**4637**	1

Wire and duct entry

Also suitable for surface-mounted frames and housings from the flush-mounted ranges.

– for wire or 15 x 15 mm cable duct

Suitable for	Order no.	Page
Surface-mounted housing high	9 1151 ..	91

Design	Order no.	PU
white	**1813**	10
polar white	**1813 09**	10
black	**1813 05**	10

Products for Truma devices

Frame 1gang for Truma devices

To be used only for Truma devices!

Design	Order no.	PU
anthracite matt	**8 1971 25 05**	200
chrome glossy, galvanised	**8 1971 25 17**	200
brown matt	**9 1971 25 01**	10
anthracite matt	**9 1971 25 05**	10
grey glossy	**9 1971 25 07**	10
polar white glossy	**9 1971 25 09**	10
black glossy	**9 1971 25 10**	10
chrome matt, lacquered	**9 1971 25 68**	10
chrome glossy, galvanised	**9 1971 25 17**	10
stainless steel matt, lacquered	**9 1971 25 24**	10

Frame 2gang for Truma devices

To be used only for Truma devices!

Design	Order no.	PU
brown matt	**8 1972 25 01**	100
anthracite matt	**8 1972 25 05**	100
brown matt	**9 1972 25 01**	2
anthracite matt	**9 1972 25 05**	2
chrome matt, lacquered	**9 1972 25 68**	2

Frame 3gang for Truma devices

To be used only for Truma devices!

Design	Order no.	PU
brown matt	**8 1973 25 01**	200
anthracite matt	**8 1973 25 05**	200
brown matt	**9 1973 25 01**	2
anthracite matt	**9 1973 25 05**	2
chrome matt, lacquered	**9 1973 25 68**	2

Blank plate for Truma frame

Design	Order no.	PU
brown matt	**8 1974 25 01**	200
anthracite matt	**8 1974 25 05**	200
grey matt	**8 1974 25 06**	200
black matt	**8 1974 25 03**	200
chrome matt, lacquered	**8 1974 25 68**	200
brown matt	**9 1974 25 01**	10
anthracite matt	**9 1974 25 05**	10
chrome matt, lacquered	**9 1974 25 68**	10